

14.5cm

14.5cm

14.5cm

14.5cm

Bveiugn

USER MANUAL Smart body fat scale

Scan the corresponding QR Code to download APP



SUPPORT DEVICES:
IOS 8.0 or Higher
Android 5.0 or Higher

RECORDED PARAMETERS

- Weight
- BMI
- Body fat rate
- Visceral fat
- Body water
- Skeletal Muscle rate
- Muscle mass
- Bone mass
- Protein
- BMR
- Body age

1

INDICATION SYMBOLS

Lo	Low battery – please change the batteries
Er1	Overload
C	An error has occurred during measurement. Step off the scales and step on them again to repeat the measuring process.

! WARNING

- DO NOT use with medical implants such as pacemakers.
- NOT recommended for pregnant women.
- NOT recommended for infants, toddlers, and children under 10 years of age.
- DO NOT immerse the scale in water or use chemical cleaning agents. Clean the scale with slightly damp cloth.
- Any measurement obtained using this device is for reference only and should not be considered as a medical opinion.
- Always place the scale on a hard, dry and flat surface before measurement.
- The user under 6 years old, only weight function, no BMI and body fat, etc. data.
- The user under 10 years old, only weight & BMI function, no body fat, etc. data.

SPECIFICATION

LCD display

Weight unit: lb/kg (switch the units in the bottom of the scale body)

Weight Limit: 6kg – 180kg (13.2lb – 400lb)

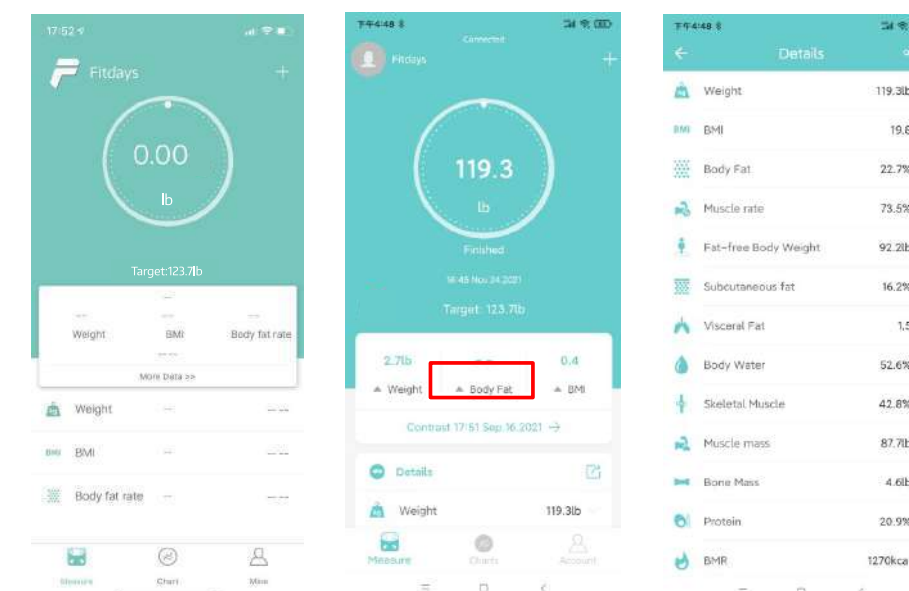
Account number: No limitation (each account can add 24 persons)

Baby mode: Allow you to scale the weight of baby

2

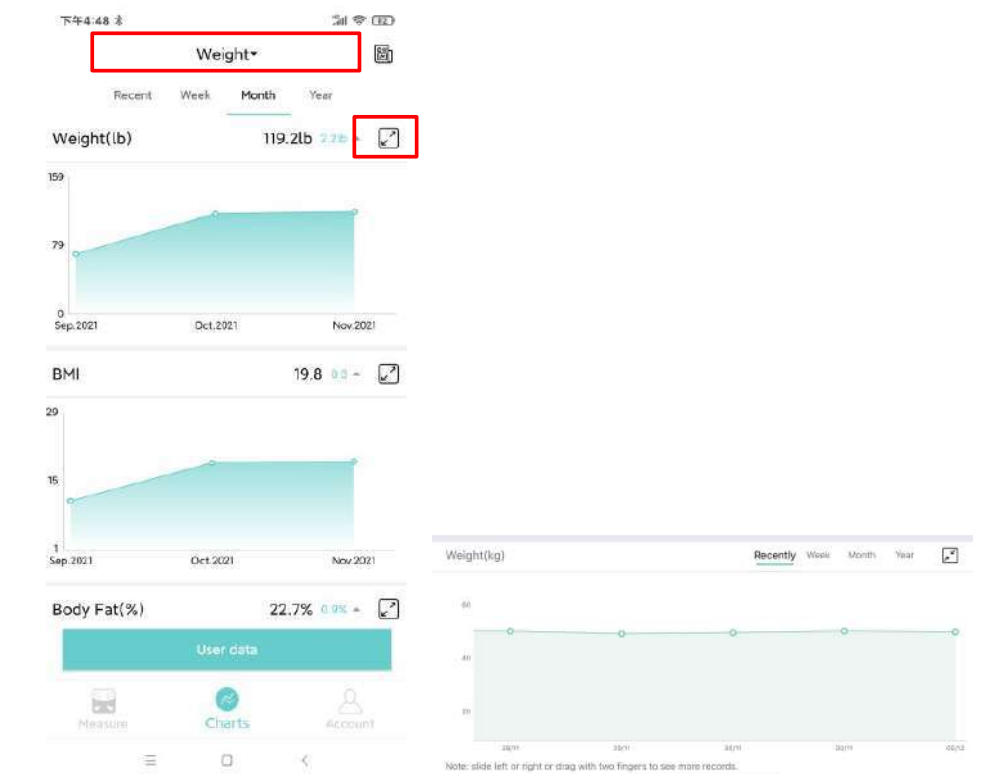
HOW TO USE APP

1. Install the batteries from the package or pull out the insulator if batteries have been inside already.
2. Turn on the Bluetooth on your smart phone or tablet.
3. Register your own ID by email or social media account.
4. Add personal data and confirm OK
Note: Enter the wrong gender, age, height, or improper level may result in measurements being inaccurate.
5. Tap your foot on the scale to activate the display. Wait until the display shows "0.0"(kg/lb/st)
6. Step on the scale with BARE feet to turn the scale on.
7. The number on the display is flashing when the scale is weighing and analyzing. Continue to stand on the scale until the circle is stable and shows, your phone has received all the data from the scale.



3

8. You can find the analyzing report on Body Weight, BMI, BMR, Muscle, Bone Mass etc. (see full details on More data >>). When you click Record, you can see your long-term track chart form. Fitdays supports you to Zoom + the record for every functions via the right icon; Fitdays also supports record for recently, week, month and year;

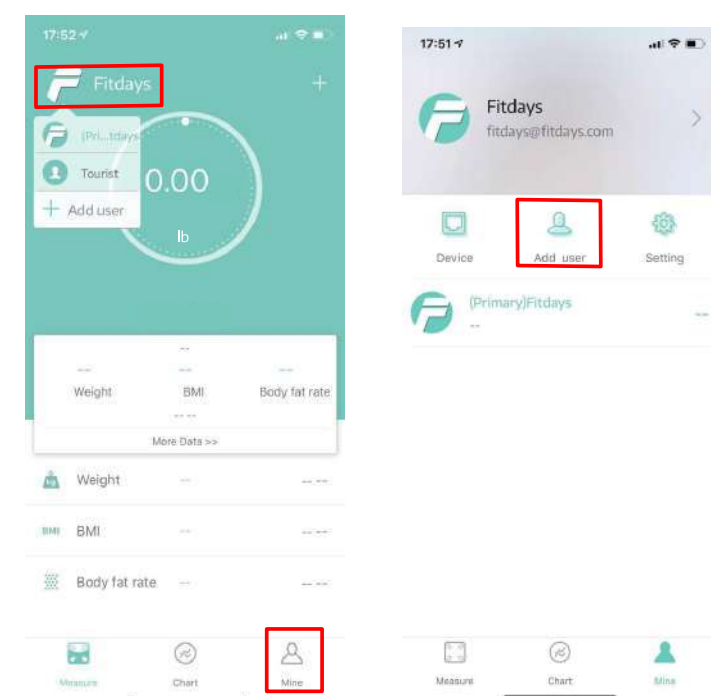


4

正面

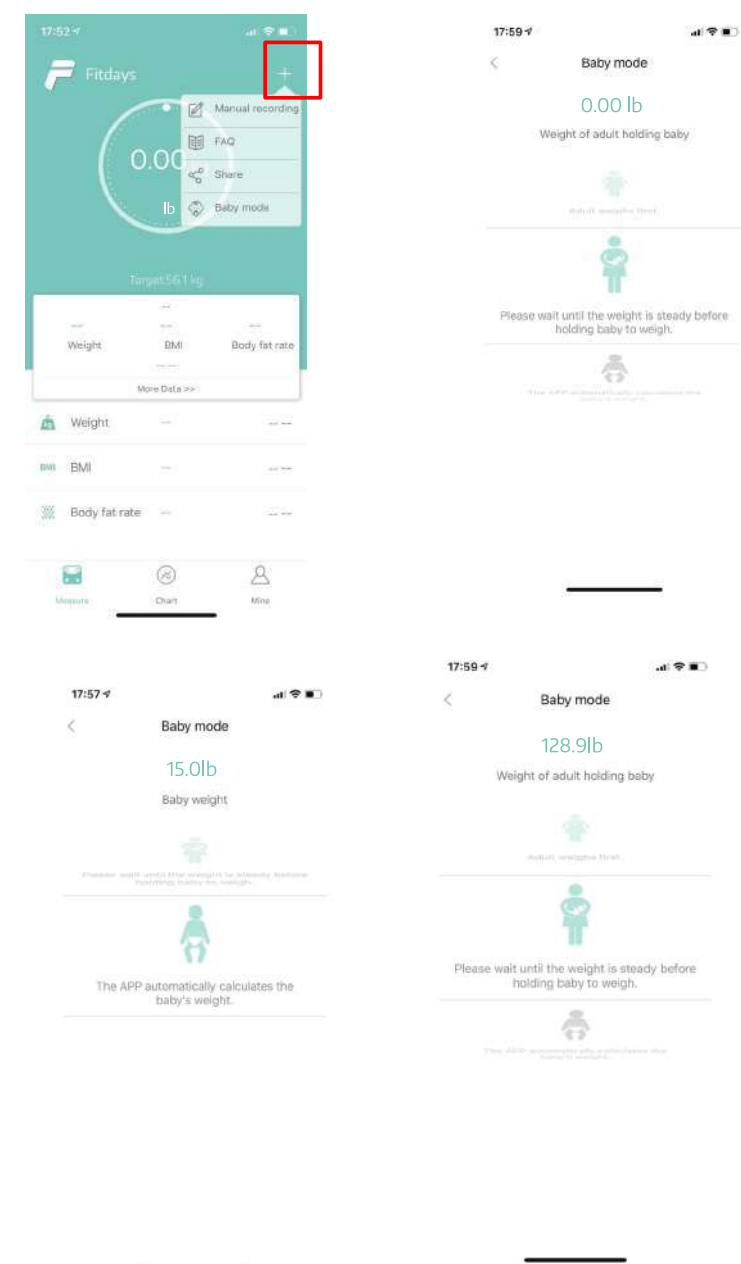
20.5cm

9. Add, switch user by click or click Me --> Manage users, then add personal data. The Smart scale can recognize which user is step on it and remind user to switch the correct user. Each account can support 24 users.



5

10. Weighing baby: click + --> Baby Mode. Step on the scale by your own, after scale gets your weight, and then hold the baby to get the weight of baby.



6

TROUBLESHOOTING GUIDE

1. **Bluetooth not connected**
 - The scale and smart phone must be both have Bluetooth on.
 - Check the IOS version of your smart phone; it must be IOS 8.0 or higher / Andorid 5.0 or higher.
 - Click Me --> device find the scale
2. **No body fat data measured when weighing**
 - User must be barefoot to measure the body fat.
 - Make sure your feet and the scale are both dry.
 - Scale not finishing weighing when the number display is flashing (Keep standing on the scale around 10 second until the number on the display stops flashing).
 - Bluetooth is not turned on.
 - Bluetooth is paired with a difference scale.
3. **The scale is producing inconsistent weights.**
 - Check whether the scale is on a hard, flat surface.
 - Check each sensor foot on the back to make sure nothing is stuck to the bottom of it.
 - Remove the batteries to restart the scale.
4. **The App is display the incorrect flat-muscle ratio**
The body parameter setting is incorrect, check to make sure that you enter the correct gender, height, and age.

7

5. **How do I recalibrate the scale after moving it or change the batteries?**
Step on the scale to turn it on. Let is automatically drop to 0.0kg/lb to calibrate.
6. **The scale does not turn on.**
Remove the batteries and put it back. Make sure to insert the batteries in the correct direction.
7. **How to change unit?**
You need to change the scale unit by the backside button. Then APP will show the same unit with the scale.

FCC ID : 2AP3QFG1921
Model No.: FG220LB
Guangdong Welland Technology Co., Ltd.
No.85, Minke East Road, Minying Science & Technology Park,
Shiqi District, Zhongshan, Guangdong, China

FC CE FDA RoHS

Made in China

8

反面