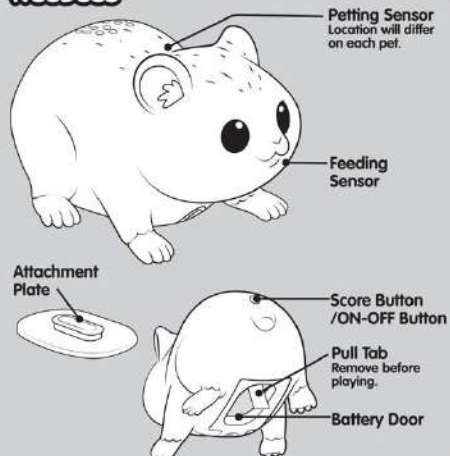


NEEDEES



CARRY YOUR PET EVERYWHERE

Hold the Attachment Plate under your clothing and firmly click your Pet on over the top.



INSTRUCTIONS AND TROUBLESHOOTING

To increase your score quicker:

- Respond quickly to move up 2 points at a time.

Needee has stopped blinking/making sounds:

- If your score is high, your Needee won't ask for a request as often. There can be up to 12 minutes before your Needee makes another request.
- If you don't respond at all to your Needee's requests, it will go to sleep. You can wake it up by pressing the Score Button.
- Try removing the batteries and putting them back in.
- Batteries may be low. Replace with fresh batteries as described in the batteries page of this manual.

Needee won't sleep / turn off:

- Ensure you are holding down the Score Button for 2 seconds to turn it off.
- Needee will stop making sounds after a while if you don't interact with it.

INSTRUCTIONS AND TROUBLESHOOTING

I can't get a higher Score / my Score is going down:

- To stop your score going down, make sure you fulfill your Needee's requests correctly. Listen for "needy needy", this will be followed by the request. Don't respond to the requests until it is finished speaking otherwise it will not work.
- If you can't respond to your Needee but want to retain your score, hold down the Score Button for 2 seconds to turn it off. When you turn it back on, you will be on the same score.



- Your Pet will not exceed the maximum score of 100 points.

For best performance and to avoid any potential malfunction:


- Don't restrict movement of the eyes.

INSTRUCTIONS AND TROUBLESHOOTING

Function does not match instructions.

There is no sound or eye movement:

- Your Needee might be in sleep mode. Press the Score Button to wake it up.
- Try removing the batteries and putting them back in.
- Batteries may be low. Replace with fresh batteries as described in the batteries page of this manual.



Touching Petting and Feeding Sensor isn't working:

- Ensure you directly touch the petting or feeding sensor area shown in the Quick Start Guide.
- Your Needee might be in sleep mode. Press the Score Button to wake it up.

My Needee won't attach to my clothes:

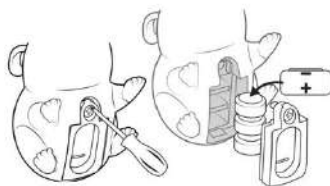
- Your Needee may not attach through thicker items of clothing or rigid fabrics. Try attaching to thinner material like a T-shirt.

BATTERIES

3x AG13 (LR44)

BATTERIES INCLUDED.
REPLACEMENT BATTERIES NOT INCLUDED.
Replace with 3x AG13/LR44 batteries.

Refer to Battery Information sheet.



WARNING: NOT SUITABLE FOR CHILDREN UNDER 3 YEARS.

CAUTION: FLOCKING MAY IRRITATE SENSITIVE OR BROKEN SKIN. DISCONTINUE USE IF IRRITATION OCCURS. IF FLOCKING HAIR ENTERS THE EYE FLUSH WITH CLEAN WATER.

IMPORTANT: MAY DAMAGE SOME FABRICS. ONLY USE ON RESISTANT FABRICS. DO NOT ATTACH FOR LONG PERIODS OF TIME. DROPPING LITTLE LIVE PETS™ TOY MAY CAUSE DAMAGE THAT PREVENTS LITTLE LIVE PETS™ FUNCTIONS. RETAIN PACKAGING DETAILS FOR FUTURE REFERENCE. READ ALL INSTRUCTIONS BEFORE USING THIS TOY. COLORS AND CONTENTS MAY VARY.

WWW.LITTLELIVEPETS.COM

WARNING:
CHOKING HAZARD - Small parts.
Not for children under 3 years.

22
PAP
MANUAL



©2022 The Moose Group

INSTRUCTION BOOKLET

SOUNDS
50+
REACTIONS



Little
Live
Pets
Needees™

5+



* PARENTAL CONSENT REQUIRED BEFORE GOING ONLINE AND VIEWING ONLINE CONTENT.