

Streaming Shows

With your TiVo DVR, you can easily stream shows to your iOS® device using the Blue Ridge Go app. (Streaming means watching a video directly from another device; there's no need to wait for the video to transfer or download before watching it.)

You can also extend your Blue Ridge Dream experience into other rooms in your home with the TiVo Mini. The TiVo Mini lets you watch live TV and stream recorded shows from your TiVo DVR.

The Discovery Bar and TiVo Suggestions

May we make a suggestion?

TiVo is the only entertainment experience that understands what you like because only a DVR with the Blue Ridge Dream experience keeps track of your programming likes and dislikes and make suggestions accordingly through the Discovery Bar and TiVo Suggestions.

TiVo Suggestions

You can rate any show — whether it's live, recorded, or listed in the program guide — by pressing the THUMBS UP® or THUMBS DOWN® button on your remote. You can give a show up to three Thumbs Up (great!) or three Thumbs Down (terrible!).



TiVo Suggestions uses these ratings to create a list of shows you might like. The more shows you rate over time, the better TiVo Suggestions will get at finding interesting shows for you.

The Discovery Bar

The Discovery Bar appears at the top of most TiVo screens. What you'll see in the Discovery Bar depends on you! Often, the Discovery Bar displays ideas for shows you might like based on what shows you record and mark as your favorites. The Discovery Bar also displays lots of other great viewing options: popular shows or sports events that are playing on live TV, items from your My Shows list, TiVo Suggestions, new video on demand shows, and more!

You can customize what appears in the Discovery Bar by going to "Settings & Messages," then "Displays," then "Customize Discovery Bar."

Got questions? Here's how you can always find answers:

- Find detailed instructions on how to use the many features of the TiVo Service at blueridgedream.com.
- Use the Help screens on your DVR. Go to Settings & Messages > Help.
- Call Blue Ridge for customer support at 800-CABLE77.

Write your TiVo Service Number (TSN) here so that you have it handy in the future.

TSN # _____

© 2015 TiVo Inc. All rights reserved. Patented. U.S. pat. nos. at www.tivo.com/patents. TiVo, the TiVo logo, Season Pass, Watchlist, TiVo Central, the Instant Replay logo, the Jump logo, the Thumbs Up logo and the Thumbs Down logo are registered trademarks of TiVo Inc. or its subsidiaries worldwide. iOS is a registered trademark of Apple Inc., registered in the U.S. and other countries. App Store is a service mark of Apple Inc. Netflix is a registered trademark of Netflix, Inc. YouTube is a trademark of Google Inc. All other trademarks are the property of their respective owners.

For safety and compliance information, visit tivo.com/safety-compliance.



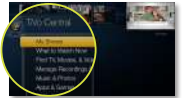
Welcome to the Blue Ridge Dream Experience!

The Blue Ridge Dream experience instantly gives you total control of the TV programming you love, and much more! Your digital video recorder (DVR) also connects to the Internet and gives you access to an entire universe of on-demand movies, TV shows, and web videos (and you can stream shows from your DVR to every room in your home!).

Also, with six tuners and 150 hours of HD recording capacity (enough for 300 episodes of "Modern Family"), you can say good bye to recording conflicts!

Press the TiVo button on your TiVo remote control to get to the TiVo Central® screen, the starting point for all of TiVo's amazing features.

For more help using your DVR, visit tivo.com/howto.

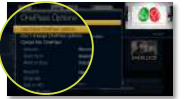


OnePass

Your ticket to limitless entertainment.

OnePass gathers every episode of a series available anywhere and adds them all right to your My Shows list. Now you can watch a series from beginning to end, or start on any episode or season you want. If it's not available on TV or Blue Ridge On Demand, OnePass fills in the gaps with episodes from providers like Netflix.

To create a OnePass, find a show you want to watch, then choose "Create a OnePass."

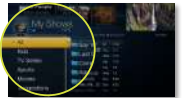


My Shows

Find. Watch. Repeat.

All of your recordings and streaming videos appear in the My Shows list. To get to the My Shows list from any menu screen or from live TV, just press the TiVo button twice. (Just press it once if you're already on the TiVo Central screen.)

The My Shows list includes categories that make it easy to find what you want to watch fast. Want to see all the kids' shows you've recorded? Select Kids. Or lists of TV shows or movies that don't include kids' shows? Select TV Series or Movies. Plus, "Video Providers" takes you right to all of your video on demand options!



Even more cool stuff you can do...

Bring all your entertainment together.

Get all your shows, movies, and more from one simple and easy-to-navigate menu. Just click the TiVo button on your remote and a world of entertainment is at your fingertips.

Seek and you shall find!

Only the Blue Ridge Dream experience offers fully integrated search. No other device instantly scans across all TV programming, available on-demand libraries and the web to find exactly what you want. It's like an entertainment search engine presenting you with a list of great options, so there's almost nothing you can't start watching in seconds!

Search by show title, episode title, show description, or person name (actor, director, etc.). The TiVo service searches upcoming TV shows and movies and video on demand offerings all at the same time. You can even search for a particular channel by its network name or call sign (e.g., ABC or ESPN).



Take a shortcut to great shows.

So many channels, so little time! TiVo's "What to Watch Now" immediately presents you with the programming you most enjoy without surfing channels or browsing a guide.

"What to Watch Now" helps you sort through your viewing options by showing you what's available right now in an easy-to-use format. Choose from popular TV shows currently airing on live TV, to live sports events, to movies, to TiVo Suggestions, and more! Just select "What to Watch Now" from the TiVo Central screen to get started!

TiVo is all about pleasant discoveries.

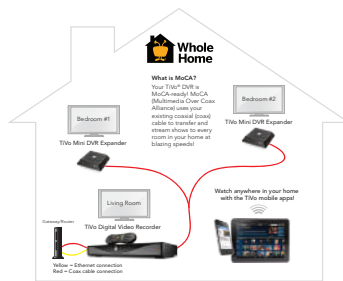
Finding the things you love is a snap with a WishList® search. Have a subject, title, actor or director you're curious about? Just set up a WishList search and your TiVo box will search all your programming 24/7/365 and record it for you.

The TiVo Whole Home Solution.

The TiVo Whole Home Solution delivers TV plus streaming video services like Netflix and YouTube to just about anywhere in your home!

A Mini DVR Expander lets you stream shows from your DVR to another TV location.

Stream shows from your DVR to iOS devices. Or quickly download shows to your iOS device for viewing when you're away from your home network.



Be in control with the all-powerful Blue Ridge Go app!

Easily stream or download shows to your iOS device using the Blue Ridge Go app! (Bonus: The Blue Ridge Go app also lets you schedule recordings, control live TV, search for shows and more, right from your iOS device!) Download the free Blue Ridge Go app from the App Store. For detailed instructions, visit tivo.com/howto.

- Watch live TV or recorded shows on your iOS device*
- Download shows to take with you on the go*
- Schedule recordings from anywhere
- Browse current listings and What to Watch Now
- Manage OnePasses and the To Do List.



* Requires compatible TiVo hardware and an iOS device running current software. To stream live TV or recorded shows, your iOS device must be connected to the same home network as your DVR. Some shows cannot be downloaded due to the copy protection assigned them by the program provider.

The TiVo Remote Control.

The TiVo button takes you to the TiVo Central screen, the starting point for all your TiVo features and settings.

If programmed, TV Power turns your TV on or off.

Use Input to select the input such as TiVo, Xbox, DVD player, game system or your TV displays.

Back goes back to the previous screen (in certain apps).

Guide takes you to the program guide, where you can find shows to watch or record. Press it again to see filtered views.

If programmed, Vol and Mute control the volume on your TV or A/V receiver.

Use the ThumbUp and ThumbDown buttons to rate shows and collections for TiVo Suggestions.

Play starts playing a show from the My Shows list.

Revised records a show. Press it up to three times for three speeds.

Replay repeats the last eight seconds of the show. Press and hold to jump to the beginning of a show.

The 0, 1, 2, 3, 4, 5, 6, 7, 8, 9 buttons start and filter views. Look for the on-screen tips.

Stop plays a show in slow motion.

Clear removes the display of the ads, banners or program guide, and returns you to the My Shows or To Do list.

Use the TiVo button to live TV if you're watching live TV. Use it to cycle through the banners.

Press Select to choose menu items or, when watching live TV, to bring up the Mini Guide.

Use Zoom to change aspect ratio of shows on your TV.

Use the arrow buttons to navigate the TiVo menu and the program guide. When watching a recording, press the left arrow to stop and return to the program information screen.

Use the Ch Up/Down buttons to change the channel and to page up or down while in the program guide or TiVo menu.

Press Rec to start recording the show you're watching, or to set up a recording for a show selected in the program guide.

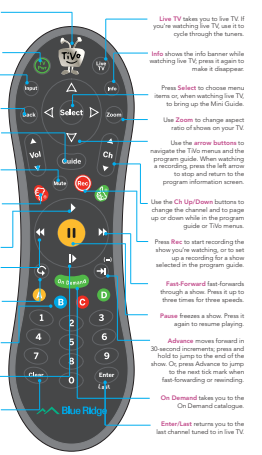
Fast Forward fast-forwards through a show. Press it up to three times for three speeds.

Pause freezes a show. Press it again to resume playing.

Advance moves forward in 30-second increments, press and hold to jump to the end of the show. Ch press Advance to jump to the next tick mark when fast-forwarding or rewinding.

Ch Demand takes you to the On Demand catalogue.

Enter Last returns you to the last channel tuned in live TV.



To program your TiVo remote, press the TiVo button to go to the TiVo Central screen. Then select Settings & Messages, then Settings, then Remote, CableCARD & Devices, then Remote Control. Follow the easy on-screen instructions.