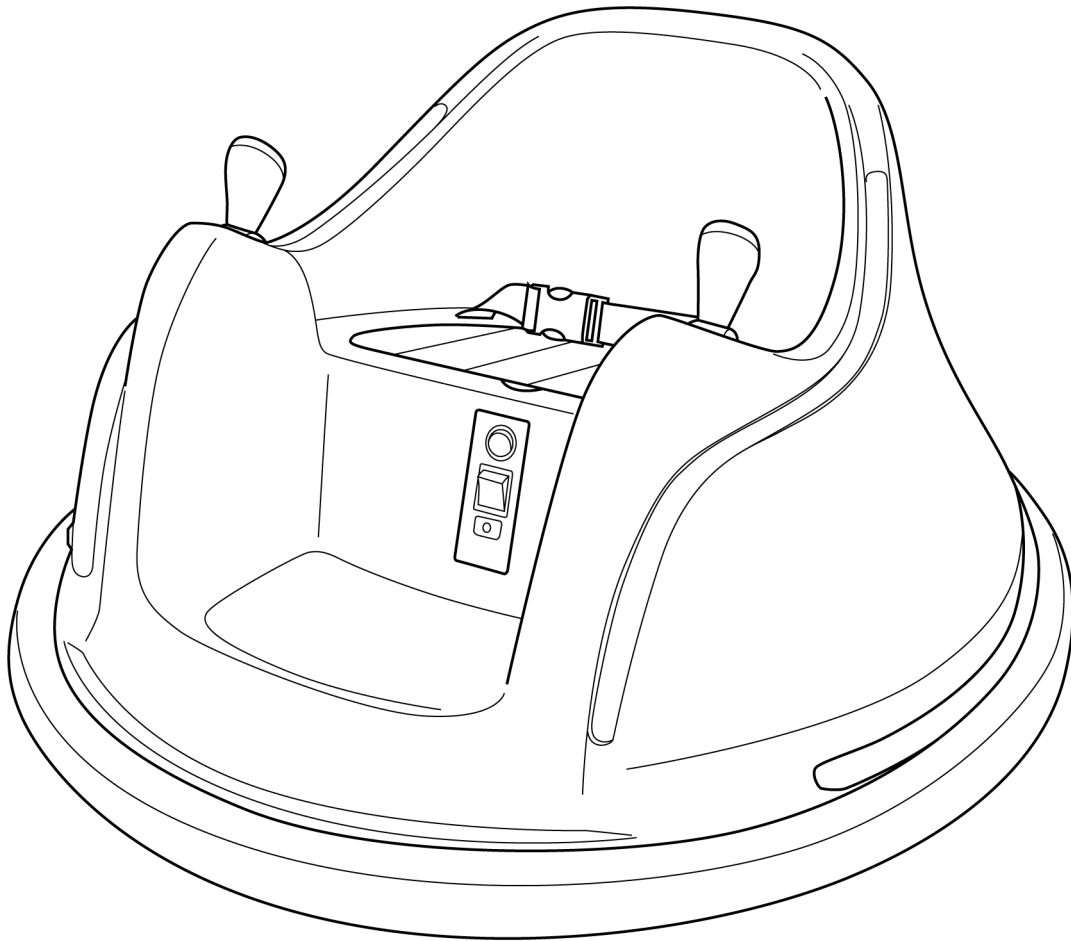




RIDE ON BUMPER CAR 360 ROTATION (6V)
item number: 060-ROT-06



Safety Instruction

When using electrical product, basic safety precaution should always be followed including the following

Read all Instruction before use

- To Protect against electrical shock, do not immerse cord, charger, transformer, battery, or the product in water or other liquid.
- Only use charging devices, transformer, and battery provided or recommended by the manufacturer.
- For your children's safety, the product should be assembled by adult.
- This toy is not intended for children below 3 years of age.
- Close supervision is necessary when your children are using the product.
- Unlatch the battery if not used for a long time.
- Personal protective equipment such as helmet is needed when using this product.
- Do not use this product as a traffic tool.
- Do not use this product on public road, raceway, by the swimming pool, or at any potential dangerous places.
- Do not use this product on slippery surface.
- Always keep hands, hair, and clothing away from moving parts.
- Maximum user weight for this product is 66 lb / 30 kg.
- Do not change, modify or add any electrical wiring on this product.
- Avoid using this product in tight environment to prevent damage to the product or injury to the user.
- Do not use this product in the dark. Only operate this product during daytime or well lit area.

Product Specification

Motor: 2 x 15W

Battery: DC 6V 4AH

Charger: 6V 500MA

Speed: 1.9 mph (3 km/h)

Suitable Age: 37 - 96 months

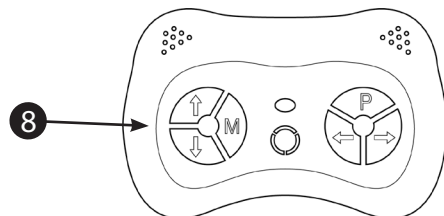
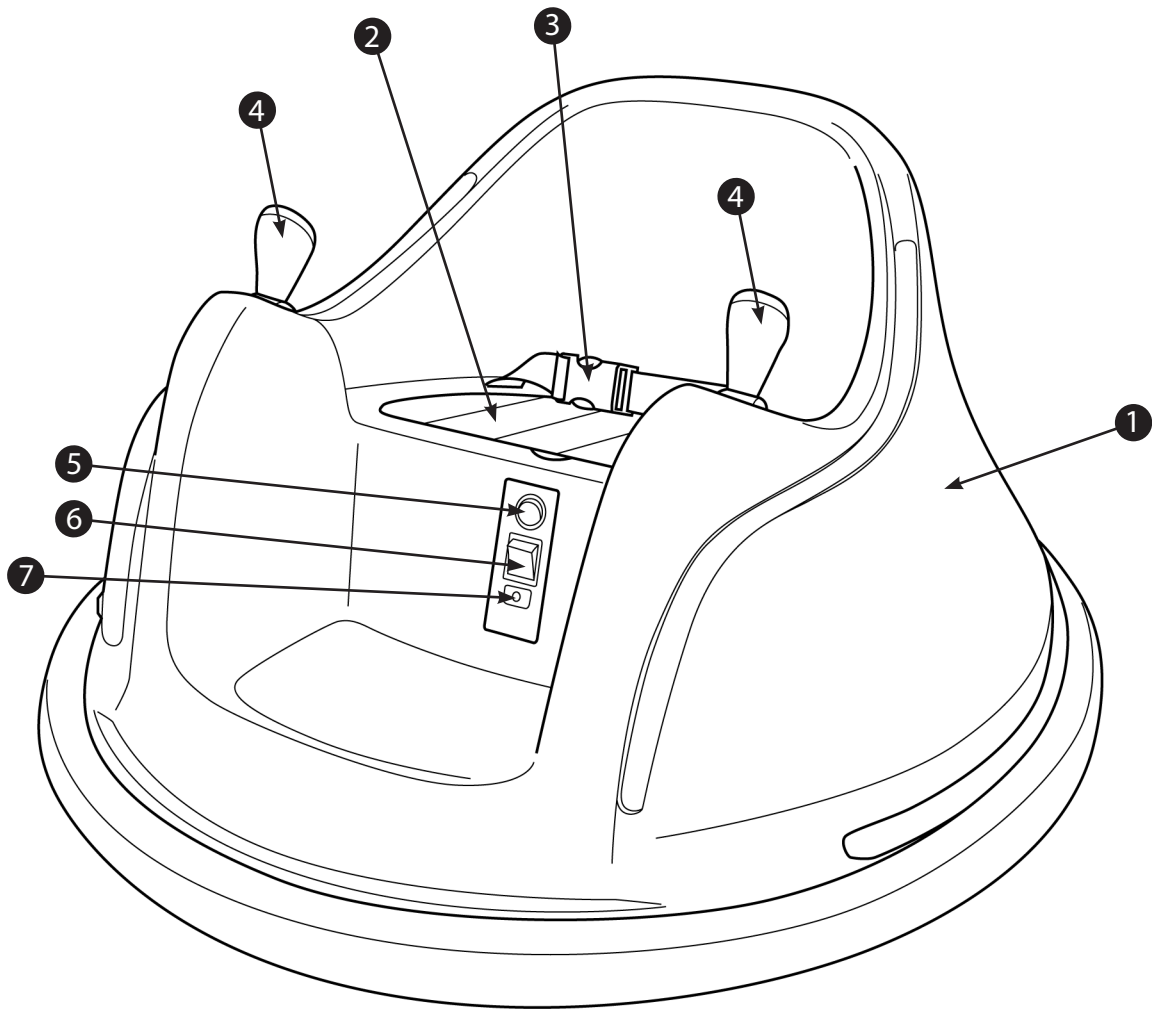
Maximum User Weight: 66 lb / 30 kg

Dimension: 28.8" x 28.8" x 17.4" (73 x 73 x 44 cm)

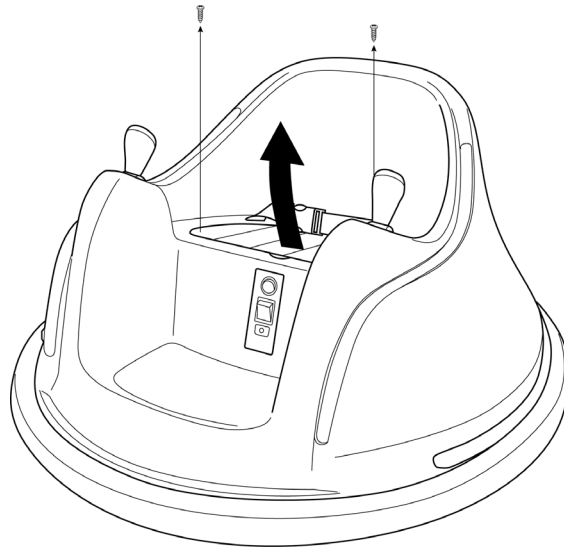
Battery Charge Time: 8 - 12 hours

Parts and Feature

- | | |
|------------------|-------------------|
| 1. Vehicle Body | 5. Light Button |
| 2. Seat Cover | 6. Power Button |
| 3. Seat Belt | 7. Charging Port |
| 4. Control Stick | 8. Remote Control |

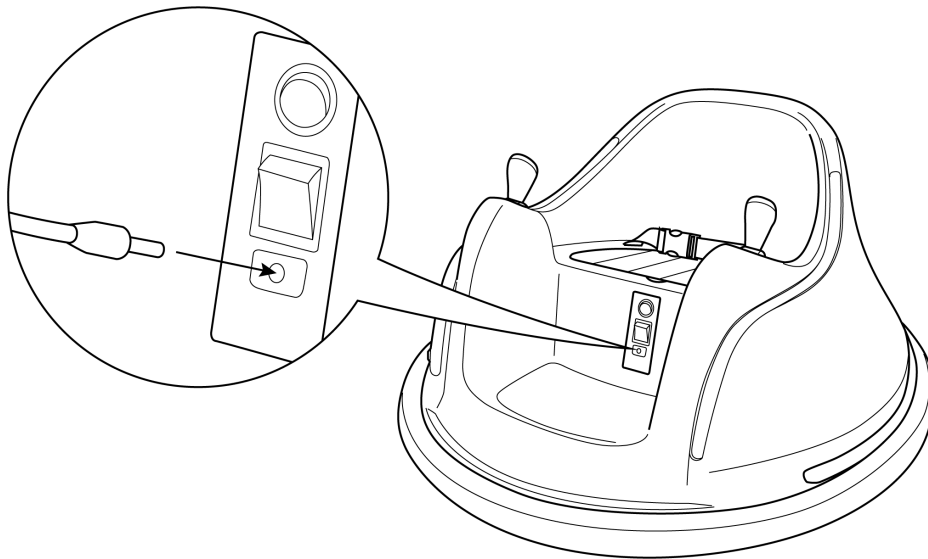


User Instruction



Before use

- Unscrew the screw and remove the seat cover.
- Connect the battery terminal. (Red to red, black to black)
- Replace the seat cover and tighten the screws.



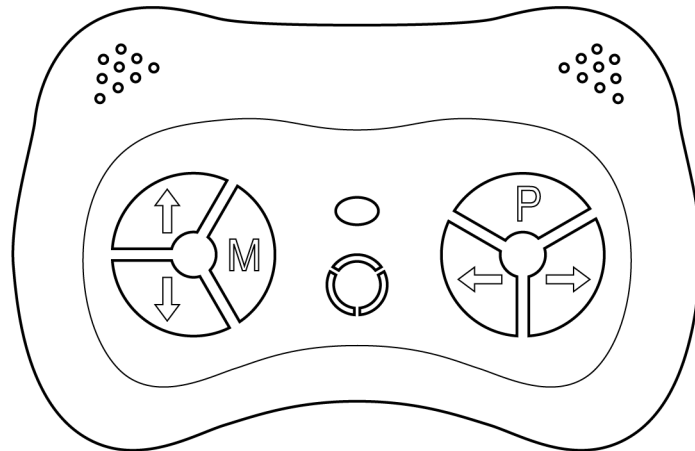
Charging the battery

- Plug the charger to the charging port.
- Fully charge the battery for 8 - 12 hours.
- ⚠ Do not charge the battery for more than 20 hours.
- ⚠ Make sure the battery and charger is not damaged. Do not charge if any sign of wear or damage is found.

User Instruction

Operating the vehicle

- Press the power switch to turn on the vehicle.
- Push or pull the control sticks to move the vehicle.
- Release the control stick back to the center position to stop.



Using the remote control

The remote control should only be used by adult.

Frequency Binding

The remote control needs to frequency bind for the first time usage or after replacing the battery.

- Insert batteries into the remote control.
- Press the "M" button for 2 - 4 seconds, the indicator will flash.
- Turn on the power of the vehicle, the indicator should change to a solid light.

If failed to bind, remove and replace the battery from the remote control and repeat the previous steps.

Control the vehicle

- Press the directional buttons to move the vehicle.
- Press the "P" button to enable emergency brake. All running function will be disabled once the button is pressed. Press "P" button again to disable.

NOTE: The remote control will go into power saving mode if not used after 10 seconds.

WARNING

- Close supervision is needed when children are operating the vehicle.

Care and Maintenance

- Check the product regularly and make sure there is no missing or loose parts. Re-tighten any loose parts if necessary.
- Make sure there is no cracked or broken plastic parts.
- When not using store the product away from heat source, cover it with a tarp and away from wet weather.
- Turn off the product and disconnect the battery if the product is not use for a long period of time.
- Clean the vehicle with a cloth. Use a non-wax furniture polish to restore shine to plastic parts. Do not use abrasive cleaner.
- Do not wash the product with a hose or immerse any parts in water or other liquid.
- Occasionally use lightweight oil to lubricate moving parts

Troubleshooting

| Problem | Possible Reason | Solution |
|--------------------------------|--|--|
| Vehicle does not move | Low Battery | Fully charge the battery |
| | Fuse Protection | Replace with a new fuse |
| | Disconnected / Badly connected battery | Reconnect the battery |
| | Failed battery / engine | Contact Customer Service |
| Vehicle does not run very long | Low Battery | Fully charge the battery |
| | Old Battery | Replace battery if necessary |
| Vehicle runs very slow | Low Battery | Fully charge the battery |
| | Old Battery | Replace battery if necessary |
| | Vehicle is overloaded | Make sure user's weight is under 60 lb / 30 kg |
| | Vehicle is being used in harsh environment | Avoid using the vehicle in harsh environment |

Troubleshooting

| Problem | Possible Reason | Solution |
|--|--|--|
| Vehicle needs a push to go forward | Poor wire connection | Check if the battery connectors are firmly connected. Contact Customer service if necessary |
| | "Dead spot" on motor | Contact customer service |
| Loud grinding sound or clicking sound from the motor or gear box | Damaged motor or gear box | Contact customer service |
| Battery does not charge | Disconnected / Badly connected battery | Reconnect the battery |
| | Disconnected / Badly connected charger | Make sure the charger is firmly plugged into the power source and connected to the charging port |
| | Charger not working | Contact customer service |
| Charger feels warm with charging | Normal | |

Limited Term Warranty (One Year from Date of Purchase)

WARRANTY TERMS

KIDZONE warrants that its merchandise are free from manufacturing defects (workmanship and/or material) and will either give credit or replace defective parts for a period of up to one (1) year from the date of purchase in accordance with the conditions set forth below. If a manufacturing defect is found, KIDZONE should be notified promptly of the defect and supplied a copy of the invoice and delivery ticket. Inspection by a KIDZONE employee or representative may be necessary to verify that a manufacturing defect exists, or you may be required to submit samples to KIDZONE along with a digital image of the defects. If replacement is required in accordance with this warranty and the defective material or merchandise has been discontinued or unavailable, KIDZONE reserves the right to select and supply similar merchandise or offer full credit for the merchandise; otherwise the same material or merchandise will be supplied for replacement purposes. This warranty is made solely to the retailer and is not transferable under any circumstances. It is the retailer's responsibility to contact KIDZONE with a claim. We will not handle claims from consumers directly; all requests must go through the retailer who sold the merchandise to the consumer. We advise all retailers to retain invoices for a minimum of one (1) year for warranty purposes. This warranty supersedes and replaces all implied warranties of merchantability and use for particular purpose. No representative, employee, agent or any other person is authorized to assume for KIDZONE any additional liability or responsibility in connection with KIDZONE's merchandise except as described above. Implied warranties or merchantability and fitness of the merchandise are limited to a period of one (1) year from the date of purchase. In no event shall KIDZONE be liable for indirect, consequential or incidental damages of any kind.

ADDITIONAL CONDITIONS

THE FOLLOWING EXAMPLES ARE NOT MANUFACTURER'S DEFECTS:

- Colors may vary slightly from the photo because of photography and printing tolerances.
- Sizes stated in U.S. standard measurements may vary slightly due to product are manufactured using the metric system.
- No returns for buyer's remorse.
- No returns - other than stated above will be accepted.

ADDITIONAL CONDITIONS

WARRANT IS VOID FOR ANY OF THE FOLLOWING CONDITIONS:

1. Improper maintenance or improper use resulting in damage.
2. Any product modifications by dealer, consumer, or other parties not authorized by KIDZONE will void this warranty.
3. Floor samples sold or products designated "AS IS" at the time of purchase are not covered by the warranty
4. Warranty does not cover minor variations or differences between floor samples or printed illustrations and your product.
5. Cost of packaging and shipping to and from KIDZONE is not covered by the warranty unless expressly arranged by KIDZONE.
6. This warranty covers only articles of appliances intended for residential use only, does not cover any industrial, commercial, institutional or Rental use.
7. Dissatisfaction due to buyer's remorse.
8. Normal wear and tear.
9. Damages incurred during transportation.
10. Damages incurred during assembling or maintenance.
11. Damage incurred by accidents or abuse.