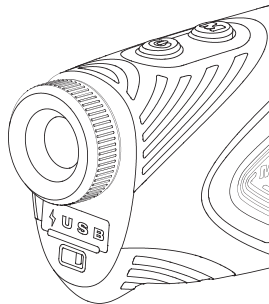


REDTIGER


Laser Rangefinder USER MANUAL



Email: rangefinder@redtigercam.com
Website: <http://www.redtigercam.com>
Phone: +188 8966 8028



Thank you for purchasing the redtiger golf laser rangefinder, please read this manual carefully before using this product, and keep it in a safe place.



Contents

Cautions	02
----------	----

Packing List	03
--------------	----

Product Introduction	04
----------------------	----

Function	05
----------	----

Specification	07
---------------	----

Attention	08
-----------	----

FAQ	09
-----	----

Customer Service	10
------------------	----

Cautions

Please do not gaze at the emission hole when firing the laser.


Please do not aim this device to the sun directly, Avoid the permanent damaged to eyes and device's internal components.

Please do not disassemble or repair the product without authorization, redtiger will not be responsible for any product damage or injury caused by unauthorized disassembly or modification of the product.

Please keep the product in proper place, and should be keep out of the rich of children.

Please do not put the product out of the storage temperature 14 °F ~140 °F (-10°C ~ 60°C).

Please comply with the relevant national laws and regulations; do not use this product for any illegal purpose.



Packing list



Laser Rangefinder



Portable Soft Case



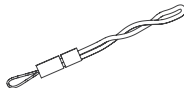
Charging Cable



Lens Cloth



Magnetic Belt Clip



Hand Rope



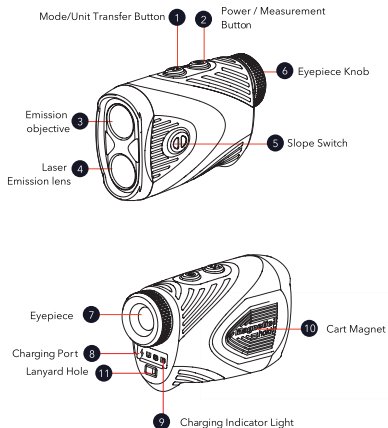
Mountaineering Buckle



User Manual

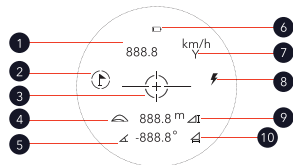
Product Introduction

layout



Product Introduction

Display Screen



- | | |
|-------------------------------|------------------------|
| 1 Indication | 6 Battery Power |
| 2 Flag | 7 Distance/Speed Unit |
| 3 Measuring Circle | 8 Measuring |
| 4 Golf Ballistic Compensation | 9 Height |
| 5 Angle | 10 Horizontal Distance |

About Battery Power:

Three cells of battery power: 75%-100% Power

Two cells of battery power: 50%-75% Power

One cell of battery power: 25%-50% Power

Space battery power: less than 25% Power



Function

1. On/Off

Short Press Power/Measurement Button to power on, Automatically power off with 8s inactivity (Press any button can wake it up)

2. Slope Switch

The rangefinder designed with a unique slope switch.

When slope switch is on (), ready for amateur use and training. When slope switch is off (), it can be used in professional events and meets the regulations of golf championships.

3. Mode setting

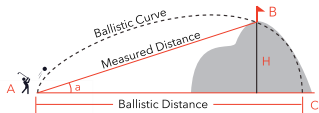
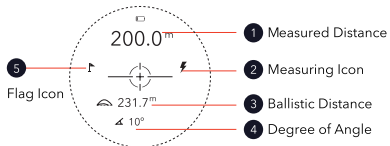
Short press the Mode/Unit Transfer Button to switch between three measurement modes.

- ① Golf Ballistic Mode
- ② Speed Measuring Mode
- ③ Ranging Mode

Long press the Mode/Unit Transfer Button to switch distance unit Y or M and speed unit km/h or mph.

Function

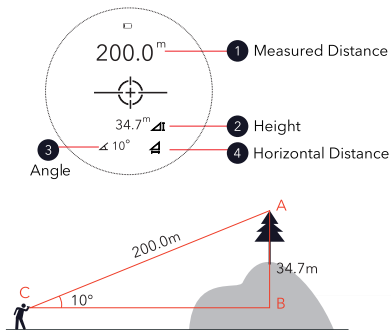
4. Golf ballistic mode



Ballistic Distance and Degree of Angle will only be displayed when Slope switch is turned on.

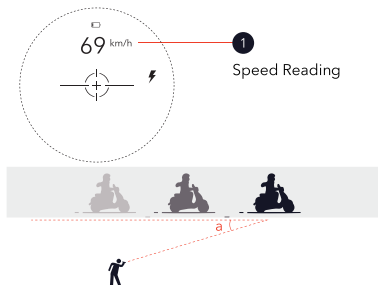
Function

5. Ranging Mode



Function

6. Speed Measuring Mode



Speed Measurement Range: 18~300km/h

Measuring Method:

In the Speed Measuring Mode, press the power/measurement button, align the Crosshairs with the object to be measured, and move slightly with the object to measure the speed of the object.

The horizontal angle between the Measurer and the measured moving object should be less than 10°, the smaller the angle, the higher the accuracy.

Specification

SPECIFICATION	
SIZE	115*75*45mm
Weight	180g
Measurement Range	1200Y
Accuracy	$\pm 0.3(300Y)$ $\pm 0.5(1200Y)$
Unit	M ,Y
Golf Ballistic	√
Flag Lock	√
Horizontal Distance	√
Speed Measurement	√
Vibration	√
Slope Switch	√
Laser Wavelength	905 nm

Specification

SPECIFICATION	
Magnification	7X
Objective Lens Diameter	21mm
Eyepiece Diameter	15mm
Diopter	$\pm 6^{\circ}$
Eye Relief	3.7mm
Battery	750 mAh
Charging Pot	Type-c
Waterproof	IP54
Magnet	Yes
Field of View	7°
Display	Transflective LCD
USB-C Output	5V/2A

ATTENTION

- 1 Before use, please ensure to calibrate the rangefinder eyepiece until you can see objects clearly with your eyes. The data observed at this point is the most accurate.
- 2 During use, maintain a steady hand to ensure that the rangefinder lens remains stable during measurement.
- 3 Keep the rangefinder lens and eyepiece clean for effective focusing.
- 4 Environmental Conditions: Different environmental conditions may impact the performance of the rangefinder. For instance, extreme weather conditions such as rain, fog, mist, or intense sunlight can potentially reduce the accuracy of the rangefinder.
- 5 Target Surface: The reflective properties of the target surface can influence the measurement results of the rangefinder. Particularly, for highly reflective surfaces or materials like glass, the rangefinder may struggle to accurately measure the distance.
- 6 Battery Status: If the rangefinder is battery-powered, low battery levels can lead to unstable performance and reduced accuracy. Ensure the use of fully charged batteries and regularly check the battery status.

FAQ

Charging:

Use the type-c charging cable to charge, the red light means it is charging, and the green light means it is fully charged.

Fully charged for 30000 measurements.

When screen shows one cell of battery power recommend charging.

Display Is Not Clear:

Rotate the eyepiece knob to adjust the diopter until focus in target.

Clean:

Please clean eyepieces or objectives with the included microfiber cloth.

For a deeper cleaning, use camera lens tissue and camera lens cleaning fluid. The cleaning solution needs to be dipped on the cleaning cloth, and the cleaning solution cannot be directly applied to the lens.

Water Proof:

The waterproof level of this product is IP54, and the product cannot be directly exposed to heavy rain or soaked in water.

Customer Service

WORDS FROM HEART



Since our products are related to the safety of customers, we are committed to producing the best product quality and high-quality after sales support.

In view of no product is flawless, we sincerely believe the true measure of the company's character is what it does *after* its product does not meet expectations, we feel sorry for those customers, but deeply grateful for them to make us one more step closer to your most trustful brand.

We are willing to provide 1 month free return for your product, 2 years limited warranty, and lifetime technical support. Your product is guaranteed to be free of defects in materials and products from the date of purchase. In addition, you can also exchange your 2 years old product for a discounted price by contacting us online.

Behold the motif of complexity to us, simplicity to others, it's such a pleasure to listen to your advice, and we will promptly address any problems that arise.

Wish you all the best, sincerely
Redtiger Customer Service Team".

Email: rangefinder@redtigercam.com



REDTIGER