



ASSEMBLY INSTRUCTIONS
MINI SOCCER GOAL SET
STYLE # YSLBVSC0029



Please keep this instruction manual for future reference

For customer service or replacement parts, please call 1-866-370-2131
Monday through Friday 9am-5pm EST or visit our
website: www.sportspowerltd.net
Email: customerservice@sportspowerltd.net
(Made in China)

TABLE OF CONTENTS

Warnings	Page 3
Parts & Hardware	Page 4
Assembly Instructions	Page 5
Disassembly Instructions	Page 6
Care and Maintenance.....	Page 7
Warranty Information	Page 8-9







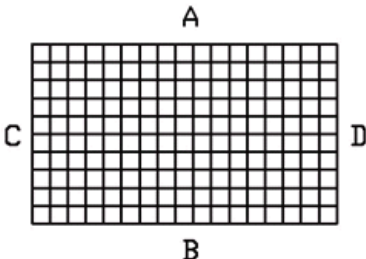



Note: Before beginning assembly of product, make sure all parts are present. Compare parts with package content list and hardware contents. If any part is missing or damaged do not attempt to assemble the unit. Contact customer service for replacement parts.

Warnings

1. To be assembled and dismantled by an adult.
2. To be used on a flat and soft surface. Do not use on hard surface such as concrete or asphalt.
3. Ensure frame is securely fixed to ground before every use.
4. Do not leave the product outdoors during adverse weather conditions.
5. Do not climb on or hang from this product.
6. Check regularly for wear. Discontinue use if any breakage is found. Failure to do so may cause injury.
7. Keep away from heat sources.
8. Before each use, check the equipment for damage that would cause an unsafe play experience. Pay particular attention to fraying of net and make sure each pole side is secure.
9. Do not assemble if parts are broken or damaged.

This product is not suitable for children under 3 years of age due to small parts used during construction.

Parts & Hardware List:

Part No.	Description	Diagram	QTY
1	L-Shaped Tube (L)		4
2	L-Shaped Tube (R)		4
3	Side Tube (L)		2
4	Side Tube (R)		2
5	Bottom Tube		4
6	"J" Shape Ground Peg		8
7	Net		2
8	Ball		1
9	Air Pump (with needle)		1
10	Strap		60

Assembly Instructions:

1. Connect the tubes as shown in IMAGE 1.

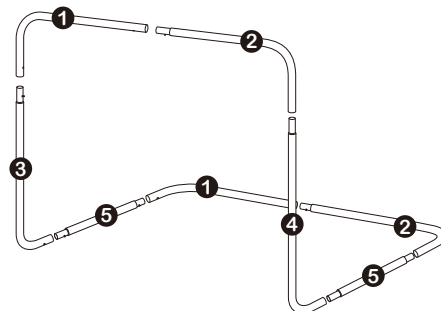


IMAGE 1

2. Spread out the net #7 as shown in IMAGE 2.

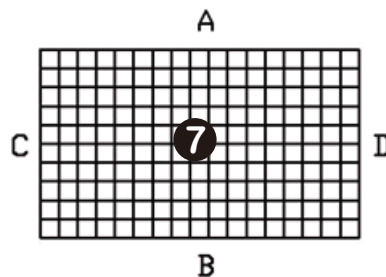


IMAGE 2

3. Drape the net #7 over the soccer goal and secure the net to the goal on all sides using Strap #10 (30 pieces).

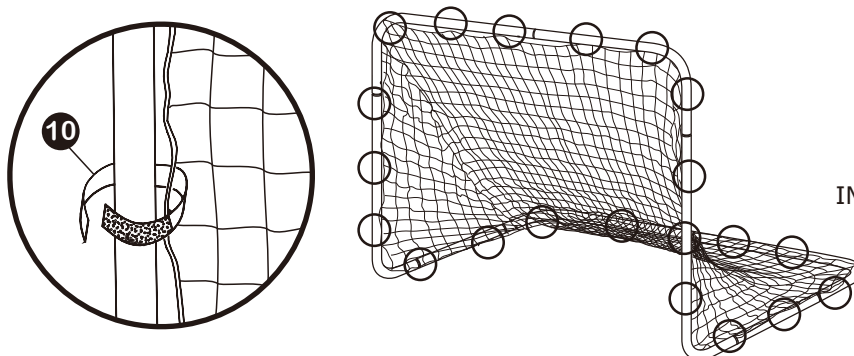


IMAGE 3

4. Using the 8 “J” pegs #6, hook pegs over frame poles and push into the ground to secure the goal in the position shown in image 4.

2 4 pegs are to be used across the back of the goal and 2 are to be used for each side pole (see IMAGE 4).

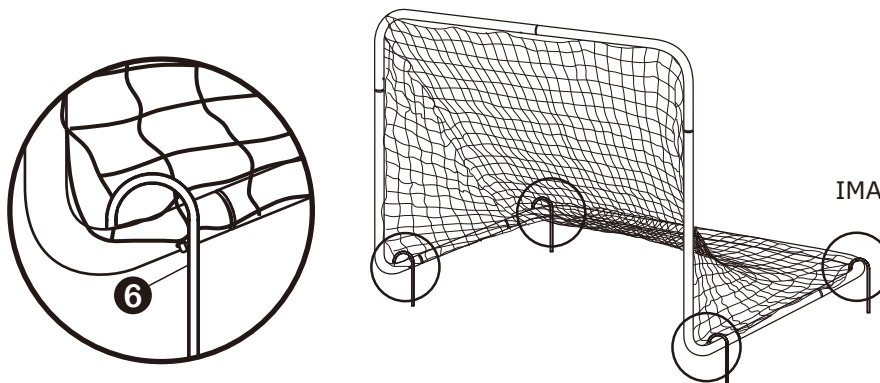


IMAGE 4

5. Using Air Pump # 9, pump air into Ball #8.

Disassembly Instructions:

DISMANTLING AND STORAGE

1. Carefully remove "J" pegs #6 from the ground.
2. Remove all straps.
3. Disconnect all poles.
4. Place the goal set in the original box provided and store in a cool and dry environment.

Care and Maintenance

- When not in use, store in a cool and dry place to prevent damage from the elements.
- Wipe the steel surface with a little alcohol wetted cloth when it is dirty.

Warranty Information

Sportspower Ltd warrants its products to be free from defects in material and workmanship under normal use and service conditions for ninety (90) days after the date of purchase.

All warranty coverage extends only to the original purchaser of the product and is not assignable or transferable. The original store or online purchase receipt must be kept as proof of purchase in order for the warranty to be valid. These documents must be presented in the event of making a claim under warranty.

During the warranty period, Sportspower will provide repair or replacement of defective equipment or parts thereof covered by the warranty. Any handling, transportation, delivery and other incidental charges in respect of the servicing of the equipment shall be borne by the Purchaser. If the product includes a number of accessories, only the defective part or accessory will be replaced.

The warranty will become void if any defects or damages are associated with the use of unauthorized replacement parts. All replacement parts must be obtained from Sportspower authorized agents.

All decisions made by Sportspower in respect of the servicing of the equipment (including repairs, replacements or issues relating to defects of workmanship or materials) shall be conclusive and the Purchaser agrees to be bound by such decisions. Any defective equipment or part thereof replaced shall become the property of Sportspower.

In the event of a product or accessory being replaced during the guarantee, the guarantee on the replacement will expire at the original date, i.e. 90 days from the original purchase date.

This warranty excludes defects caused by the product not being used in accordance with instructions, accidental damage, misuse or being tampered with by unauthorized persons.

The Sportspower Limited Warranty does not cover:

Products used for commercial or rental purposes.

Loss or damage to product due to: (i) abuse, repairs and/or tampering by any person other than the authorized personnel of Sportspower; (ii) negligence and/or misuse (including foreign object, accident, improper storage, exposure to sun/moisture, excessive temperature, sand, dust, dirt, other pollution or other environmental conditions and failure to follow precautions or proper operating instructions stated in the User's Manual such as improper installations); (iii) fire, flood, lightning strike, wind storm or other acts of God; (vi) freight or improper transport damages, and (v) improper usage (including use by under-age, over-weight or excessive number of users permitted as stated in the User's Manual).

Warranty Information

Defects, damages or accidents due to the malfunction, connection to or use of non-Sportspower or unauthorized parts. In such event, Sportspower reserves the right to cancel the Limited Warranty coverage immediately.

To the extent allowed by the applicable local law, the remedies in the Limited Warranty are the Purchaser's sole and exclusive remedies.

SPORTSPOWER IS NOT RESPONSIBLE OR LIABLE FOR INDIRECT, SPECIAL OR CONSEQUENTIAL DAMAGES ARISING OUT OF OR IN CONNECTION WITH THE USE OR PERFORMANCE OF THE PRODUCT OR OTHER DAMAGES WITH RESPECT TO ANY ECONOMIC LOSS, LOSS OF PROPERTY, LOSS OF REVENUE OR PROFITS, LOSS OF ENJOYMENT OR USE, COST OF REMOVAL, INSTALLATION OR OTHER CONSEQUENTIAL DAMAGES. SOME STATES DO NOT ALLOW THE EXCLUSION OR LIMITATION OF INCIDENTAL OR CONSEQUENTIAL DAMAGES. ACCORDINGLY, THE ABOVE LIMITATION MAY NOT APPLY TO YOU.

THE WARRANTY EXTENDED HEREUNDER IS IN LIEU OF ALL OTHER WARRANTIES AND ANY IMPLIED WARRANTY OF MERCHANTABILITY OR FITNESS FOR A PARTICULAR PURPOSE IS LIMITED IN ITS SCOPE AND DURATION TO THE TERMS SET FORTH HEREIN. SOME STATES DO NOT ALLOW LIMITATIONS ON HOW LONG AN IMPLIED WARRANTY LASTS. ACCORDINGLY, THE ABOVE LIMITATION MAY NOT APPLY TO YOU. THIS WARRANTY GIVES YOU SPECIFIC LEGAL RIGHTS. YOU MAY ALSO HAVE OTHER RIGHTS WHICH VARY FROM STATE TO STATE. THIS WARRANTY IS VALID ONLY IN THE UNITED STATES.

PLEASE NOTE: ANY REPAIRS OR REPLACEMENTS MUST BE MADE USING AUTHORIZED SPORTSPOWER PARTS IN ORDER FOR THIS WARRANTY TO BE VALID.

DO NOT RETURN PRODUCT TO THE STORE. PLEASE CONTACT OUR CUSTOMER SERVICE FOR PARTS OR ASSEMBLY INSTRUCTIONS. STORES ARE NOT EQUIPPED TO PROVIDE CUSTOMER SERVICE FOR THIS PRODUCT.