

# *Marshall*

**MINOR IV – TRUE WIRELESS**

**FULL ONLINE MANUAL**

# CONTENTS

## INDEX

---

<b>Getting started</b>	005
<b>Touch controls</b>	005
<b>Charging the earbuds</b>	005
<b>Charging the case</b>	005
<b>Cleaning your Minor IV</b>	006
<b>Battery care guide</b>	006
<b>Pairing a new device</b>	007
<b>Resetting the earbuds</b>	007
<b>Troubleshooting</b>	008

# DEVICE LAYOUT

ENGLISH



## DEVICE LAYOUT

## ENGLISH

---

### ① CHARGING CASE INDICATOR

The LED shows the case battery charge, from red through yellow to green (0–100%). It pulses blue while in Bluetooth® pairing mode.

### ② CHARGING CASE BUTTON

Quick press to see the charging case battery level. With the earbuds in the case and the lid open, push and hold for 2 seconds to initiate pairing.

### ③ WIRELESS CHARGING

Charge the case by placing it on a wireless charging pad.

### ④ USB-C POWER INPUT

Charge the case by plugging it into a USB power source.

### ⑤ TOUCH CONTROLS

Touch the left or right earbud to control your music, phone calls and more.

# INSTRUCTIONS

# ENGLISH

---

## GETTING STARTED

- I. Open the charging case.
- II. Press and hold the button on the bottom of the case until the LED turns to a slow blue pulse.
- III. Select **MINOR IV** from your sound device's Bluetooth list.
- IV. Download the Marshall Bluetooth app and follow the in-app instructions to complete the setup.

## TOUCH CONTROLS

Touch the left or right earbud to control your music, phone calls and more. The long touch behaviour can be customised in the app.

- Play/pause – single tap
- Skip forward – double tap
- Skip backward – triple tap
- Increase the volume – long touch the right earbud
- Decrease volume – long touch the left earbud
- Receive/end a call – double tap
- Reject a call – long touch any earbud

## CHARGING THE EARBUDS

Put your earbuds back in the case and close the lid to turn them off and begin charging.

## CHARGING THE CASE

Use a wireless charger or plug the case into a USB power source to charge it. The case is fully charged when the front-facing LED is steady green.

To charge the case using a wireless charger, follow the instructions below.

- I. Place the charging case with its back flat against the wireless charging pad.
- II. Make sure that the front LED lights up to indicate that the case is charging.
- III. Once the LED light has turned steady green the case is fully charged.

# INSTRUCTIONS

# ENGLISH

---

## CLEANING YOUR MINOR IV

Earbuds come in close contact with your skin frequently and sometimes for long periods of time. This will over time cause build-up of dirt and grease that can affect performance and may cause skin irritation. Clean your earbuds regularly to keep them fresh and make them last longer.

Unplug any cables before cleaning the case. Make sure everything is completely dry before using the earbuds, putting the earbuds back in the case, or plugging in a USB charger.

Use a disinfectant wipe or a lint-free cloth, slightly damp with 70% isopropyl alcohol or 75% ethyl alcohol to gently clean the exterior surfaces of the earbuds and the case. Avoid getting moisture in any openings or in the speaker mesh. Carefully clean those areas with a dry and soft brush, or a cotton swab.

- Do not use any sharp objects.
- Do not use compressed air.
- Do not use products containing bleach or hydrogen peroxide.
- Do not submerge the earbuds in any cleaning agents.

## BATTERY CARE GUIDE

Your earbuds come equipped with high-performance lithium-ion batteries and battery life span is affected by charging and usage. Follow the guidelines below to keep your batteries in great condition for as long possible.

- Avoid using fast chargers if possible. Fast charging causes stress on the battery and will degrade it.
- Avoid letting the battery drain completely or charging it when it's already full. Try to keep the charge between 30% and 80%.
- If the earbuds are stored for a long time, it's recommended to charge the earbuds to about half-charge and then do a factory reset. Store the earbuds and case in a cool, dark, and dry place.
- Avoid using or charging the earbuds in hot and unventilated places, 45°C/113°F and above.
- Avoid charging the battery at low temperatures, below 10°C/50°F and using the earbuds below 0°C/32°F.
- Avoid strong mechanical shocks such as dropping the earbuds or case on hard surfaces as it might harm the batteries.

Download the Marshall Bluetooth app and select the battery preservation level that best suits you and your earbuds.

# INSTRUCTIONS

# ENGLISH

## PAIRING A NEW DEVICE

Minor IV can be connected with two devices at a time and remembers up to 8 previously paired devices. When in range, they will try to reconnect with the last connected device.

- I. Place the earbuds in the case and keep the lid open.
- II. Press and hold the button on the bottom of the case until the LED turns to a slow blue pulse.
- III. Select **MINOR IV** from your sound device's Bluetooth list.

Note: Minor IV can be connected with two devices at a time.

## RESETTING THE EARBUDS

If your earbuds become erratic or unresponsive, follow the instructions below.

- I. Place the earbuds in the case and close the lid to restart the earbuds.  
If the problem persists, perform a factory reset.

Note: This will delete all user settings and the earbuds will need to be paired again.

- I. Remove **MINOR IV**, and **Minor IV [LE]** if present, from your sound device's Bluetooth list.
- II. Place the earbuds in the case and keep the lid open.
- III. Press and hold the button on the bottom of the case for 10 seconds and release when the LED turns purple.
- IV. The earbuds have returned to their factory settings and are ready to be paired, see section Getting started.

### MARSHALL BLUETOOTH APP

Download the Marshall Bluetooth app to get the most out of your earbuds and keep them up to date with the latest software.



TROUBLESHOOTING

ENGLISH

PROBLEM	CAUSE	ACTION
The earbuds do not turn on	The battery has no charge.	Place the earbuds in the case to charge them.  If the case LED does not turn on, use a USB power source or a wireless charging plate to charge the case.
Cannot connect or pair with a Bluetooth device	Bluetooth is not enabled on your device (smartphone, tablet, computer).	Activate Bluetooth on your playback device.
	The earbuds are not in pairing mode.	Make sure that the earbuds are in the case with the case lid open when start paring, see Pairing a new device.
Erratic behavior	The earbuds are not using the latest firmware version.	Download the Marshall Bluetooth app and connect to the earbuds. Follow the in-app instructions to ensure that Minor IV has the latest firmware version.
	There is a software error.	Perform a factory reset, see Resetting the earbuds.  The earbuds need to be set up again.



All intellectual property in the product and packaging (including the MARSHALL trademark, copyright, designs, and patents) are owned by Marshall Group AB and may not be used without permission. All rights reserved. The Bluetooth® wordmark and logos are registered trademarks owned by the Bluetooth SIG, Inc. and any use of such marks by Marshall Group AB is under license. Google Play is a trademark of Google LLC. App Store is a service mark of Apple Inc., registered in the U.S. and other countries Marshall Group AB, Centralplan 15, 111 20 Stockholm, Sweden. Produced in China. R 1.2

# *Marshall*

**MINOR IV – TRUE WIRELESS**

**QUICK START GUIDE**



## GETTING STARTED

**01.**


Open the charging case.

**02.**

Press and hold the button on the bottom of the case until the LED turns to a slow blue pulse.

**03.**


Select MINOR IV from your sound device's Bluetooth® list.





The Marshall logo is written in its signature white script font. It is positioned on a dark, heavily textured surface that resembles the leather or fabric of a Marshall speaker or bag. The texture consists of irregular, raised patterns. The lighting is dramatic, highlighting the logo and the texture of the material.

Marshall



DOWNLOAD THE MARSHALL BLUETOOTH APP TO GET  
THE MOST OUT OF YOUR HEADPHONES.

# ENGLISH

## GETTING STARTED

1. Open the charging case.
2. Press and hold the button on the bottom of the case until the LED turns to a slow blue pulse.
3. Select **MINOR IV** from your sound device's Bluetooth® list.
4. Download the Marshall Bluetooth app and follow the in-app instructions to complete the setup.

## TOUCH CONTROLS

Touch the left or right earbud to control your music, phone calls and more. The long touch behaviour can be customised in the app.

- Play/pause – single tap
- Skip forward – double tap
- Skip backward – triple tap
- Increase the volume – long touch the right earbud
- Decrease volume – long touch the left earbud
- Receive/end a call – double tap
- Reject a call – long touch any earbud

## CHARGING CASE

Put your earbuds back in the case and close the lid to turn them off and begin charging. The case is charged by placing it on a wireless charger or plugging it into a USB power source.

## LED INDICATOR

The LED shows the case battery charge, from red through yellow to green (0–100%). It pulses blue while in Bluetooth pairing mode.

## BLUETOOTH PAIRING BUTTON

Place the earbuds in the case and keep the lid open. Press and hold the Bluetooth pairing button until the front-facing LED turns to a slow blue pulse to set the earbuds in pairing mode.

[MARSHALLHEADPHONES.COM](http://MARSHALLHEADPHONES.COM)

# *Marshall*

**MINOR IV – TRUE WIRELESS**

**LEGAL & SAFETY**



## LEGAL NOTICE

Design of device and packaging are intellectual properties of Zound Industries International AB. © All Rights Reserved.

MARSHALL, Marshall Amps, their respective logos, "Marshall" and "Marshall" trade dress are trademarks and intellectual property of Marshall Amplification Plc and may not be used without permission. Permission granted to Zound Industries International AB.

The Bluetooth® wordmark and logos are registered trademarks owned by the Bluetooth SIG, Inc. and any use of such marks by Zound Industries is under license.

Google Play is a trademark of Google LLC.

App Store is a service mark of Apple Inc., registered in the U.S. and other countries.

All other trademarks are the property of their respective owners and may not be used without permission.

For more legal information related to this product and to its use in your specific region, and for more detailed information about Zound Industries and partner & license information, please visit the website: [www.marshallheadphones.com](http://www.marshallheadphones.com). The user is recommended to visit the website regularly for up-to-date information.

Zound Industries International AB, Centralplan 15, 111 20 Stockholm, Sweden

## FCC STATEMENT

FCC ID: 2AAGF-MINORIV


**WARNING:** Any changes or modifications to this device not expressly approved by the party responsible for compliance could void the user's authority to operate the equipment.

This device complies with part 15 of the FCC Rules. Operation is subject to the following two conditions: (1) This device may not cause harmful interference, and (2) this device must accept any interference received, including interference that may cause undesired operation. This equipment complies with the FCC radiation exposure limits set forth for an uncontrolled environment. This device must not be co-located or operated in conjunction with any other antenna or transmitter.

This equipment has been tested and found to comply with the limits for a Class B digital device, pursuant to part 15 of the FCC Rules. These limits are designed to provide reasonable protection against harmful interference in a residential installation. This equipment generates, uses and can radiate radio frequency energy and, if not installed and used in accordance with the instructions, may cause harmful interference to radio communications. However, there is no guarantee that interference will not occur in a particular installation. If this equipment does cause harmful interference to radio or television reception, which can be determined by turning the equipment off and on, the user is encouraged to try to correct the interference by one or more of the following measures:

- Reorient or relocate the receiving antenna.
- Increase the separation between the equipment and receiver.

기종 별	사용자 안내문
B급 기기 (가정용 정보통신기기)	이 기기는 가정용(B급) 전자파적합기기로서 주로 가정에서 사용하는 것을 목적으로 하며, 모든 지역에서 사용할 수 있습니다.

 인증받은자의상호: Zound Industries International AB  
제품명/모델명: True wireless headphones / MINOR IV  
제조사및제조국가: Zound Industries International AB / China  
제조년월: Refer to the date code sticker on the bottom of this product  
증번호: R-R-SoA-MINORIV

- Connect the equipment into an outlet on a circuit different from that to which the receiver is connected.
- Consult the dealer or an experienced radio/TV technician for help.

U.S. responsible party, contact information:  
Zound Industries USA, Inc.  
260 W 39th Street Suite 1101, New York, NY 10018, USA  
Telephone number: 646-214-1003

## IFETEL

La operación de este equipo está sujeta a las siguientes dos condiciones: (1) es posible que este equipo o dispositivo no cause interferencia perjudicial y (2) este equipo o dispositivo debe aceptar cualquier interferencia, incluyendo la que pueda causar su operación no deseada.

## ANATEL

Este produto está homologado pela ANATEL, de acordo com os procedimentos regulamentados pela Resolução nº. 242/2000 e atende aos requisitos técnicos aplicados. Este equipamento não tem direito à proteção contra interferência prejudicial e não pode causar interferência em sistemas devidamente autorizados.

Para maiores informações, consulte o site da ANATEL – [www.anatel.gov.br](http://www.anatel.gov.br).

## IC STATEMENT

IC: 11153A-MINORIV

This device complies with Industry Canada licence-exempt RSS standard(s). Operation is subject to the following two conditions: (1) this device may not cause interference, and (2) this device must accept any interference, including interference that may cause undesired operation of the device.

Cet appareil est conforme à la norme RSS sans licence d'Industrie Canada. Son fonctionnement est soumis aux deux conditions suivantes : (1) cet appareil ne doit pas provoquer d'interférence et (2) cet appareil doit supporter les interférences, y compris les interférences susceptibles de provoquer un fonctionnement inattendu.

This Class B digital device complies with Canadian ICES-003.

Cet appareil numérique de classe B est conforme à la norme ICES-003 au Canada.

CAN ICES-003 (B)/NMB-003(B)

取得實驗證明之低功率射頻器材，非經核准，公司、商號或使用者均不得擅自變更頻率、加大功率或變更原設計之特性及功能。

低功率射頻器材之使用不得影響飛航安全及干擾合法通信；經發現有干擾現象時，應立即停用，並改善至無干擾時方得繼續使用。

前述合法通信，指依電信管理法規規定作業之無線電通信。低功率射頻器材須忍受合法通信或工業、科學及醫療用電波輻射性電機設備之干擾。

R.0.3



COLLEZIONE  
DI CARTA

Complies with  
IMDA Standards  
DA106056



## ENGLISH

### IMPORTANT SAFETY INSTRUCTIONS



Not suitable for children under age three. Contains small parts, which may be a choking hazard.



Long-term exposure to loud music or sounds may cause hearing loss. To prevent possible hearing damage, do not listen at high volume levels for long periods.



Electrical products, cables, batteries, packaging, and the manual, should not be mixed with general household waste. For proper recycling, please take these products to a designated collection point where they will be accepted free of charge or return them to your local retailer. Correct product disposal saves resources and prevents negative effects on human health and the environment.

To prevent possible harm to the environment or human health from uncontrolled waste disposal, dispose of defective rechargeable battery at special collection points or return them to your specialist dealer.

### WARNINGS

- Set your sound source to low volume before using the headphones.
- Do not use these headphones when operating a motor vehicle, a bicycle, machinery or where your inability to hear outside sounds may present a danger to you or others.
- Using these headphones limits your ability to hear noises around you, regardless of listening volume.
- Keep away from fire, water, and high voltage equipment.
- Do not modify, disassemble, open, drop, crush, puncture, or shred these headphones.
- Do not heat above 113°F (45 °C).
- Do not short-circuit the internal battery or its cells.
- In the event of cell leakage, do not allow the liquid to come in contact with the skin or the eyes.
- The internal battery is not end-user replaceable.
- Only use the included charging case with the Minor IV earbuds.

### DISCLAIMER

The availability of third party services may need separate agreements between you and any third party and Zound Industries International AB does take responsibility for the availability of such services.

Stated play time is calculated using a random selection of music, played at medium volume.

The information contained herein is correct at the time of publication, with reservation for editorial errors. This product is software dependent and its functions and compatibility can change when updating the software.

Hereby, Zound Industries International AB, declares that this product is in compliance with 2014/53/EU and for the UK, The Radio Equipment Regulations 2017 (SI2017/1206).

Maximum RF transmit power:  
Bluetooth (2402-2480 MHz) < 13 dBm

The full text of the EU and UKCA declaration of conformity is available at the following website:  
[www.marshallheadphones.com/doc](http://www.marshallheadphones.com/doc)

UK Authorised Representative:  
Zound Industries UK LTD, 24 Old Queen Street, London,  
SW1H 9HP, United Kingdom

Designed in Stockholm • Produced in China

## БЪЛГАРСКИ ЕЗИК

### ВАЖНИ УКАЗАНИЯ ЗА БЕЗОПАСНОСТ



Не е подходящо за деца под тригодишна възраст. Съдържа малки части, които могат да причинят задушаване.



Продължителното излагане на силна музика или звуци може да доведе до загуба на слуха. За да се предотврати евентуално увреждане на слуха, да не се слуша с високи нива на звука продължително време.



Електрическите продукти, кабели, батерии, опаковки и ръководства не трябва да се смесват с общите битови отпадъци. Моля, с цел подходящо рециклиране, предайте тези продукти в събирателен пункт, където те ще бъдат приети безплатно или ги върнете на Вашия местен търговец на дребно. Правилното унищожаване на отпадъците пести ресурси и предотвратява отрицателните ефекти върху човешкото здраве и околната среда.

За да предотвратите евентуална щета за околната среда или човешкото здраве от неконтролирано изхвърляне на отпадъци, изхвърлете дефектната акумулаторна батерия в специални пунктове за събиране или я върнете на специализиран дилър.

### ПРЕДУПРЕЖДЕНИЯ

- Преди да използвате слушалките, настройте източника на звука на ниска сила на звука.
- Не използвайте тези слушалки когато управлявате моторно превозно средство, велосипед, работите с машина или когато неспособността ви да чувате външни звуци може да представлява опасност за вас или за останалите.
- Използването на тези слушалки ограничава възможността ви да чувате шумовете около вас, независимо от силата на звука.
- Пазете от огън, вода и оборудване под високо напрежение.
- Не променяйте, не разглобявайте, не отваряйте, не изпускайте, не смачквайте, не пробивайте и не разрязвайте слушалките.
- Не нагрявайте над 113°F (45 °C).
- Не свързвайте никакъв вътрешна батерия или нейните клетки.
- В случай на протичане на батерията, не позволявайте течността да влезе в контакт с кожата или очите.
- Вътрешната батерия не може да се сменя от краен потребител.
- Използвайте само включената кутия за зареждане със слушалките за уши Minor IV.

### ОТКАЗ ОТ ОТГОВОРНОСТ

Наличието на услуги на трети страни може да наложи подписването на отделни споразумения между Вас и трета страна, и Zound Industries International AB не носи отговорност за наличието на такива услуги.

Посоченото време за работа е изчислено като е използвана случайна селекция на музика, възпроизвеждана със средна сила на звука.

Информацията, която се съдържа тук, е вярна към момента на публикуването ѝ, с условие за допускане на редакторски грешки. Този продукт зависи от софтуера и неговите функции и съвместимост могат да се променят при актуализиране на софтуера.

С настоящето Zound Industries International AB декларира, че този продукт е в съответствие с Директива 2014/53/ЕС на Европейския парламент и на Съвета.

Максимална предавателна мощност RF (радиочестота):  
Bluetooth (2402-2480 MHz) < 13 dBm

За декларацията за съответствие, моля, посетете следния уеб сайт: [www.marshallheadphones.com/doc](http://www.marshallheadphones.com/doc)

Проектирано в Стокхолм • Произведено в Китай