

5000 mAh Power Bank for Oculus Quest 2

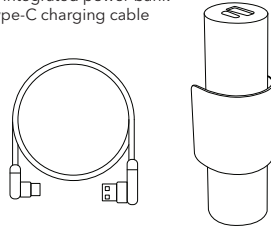
USER MANUAL



W
WASSERSTEIN

In the Box

- 1 x velcro-integrated power bank
- 1 x USB type-C charging cable



Safety Information

- DO NOT attempt to break open and dismantle the product by yourself.
- DO NOT allow the product to come into contact with water. Keep the product away from open flames or high temperatures.

Compatibility

Exclusively designed for Oculus Quest 2

External battery providing up to 3 hours of additional power to Oculus Quest 2, also acts as a counterweight for improved comfort.

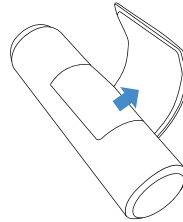
Other Devices

Charging feature compatible with other USB type-C electronic devices.

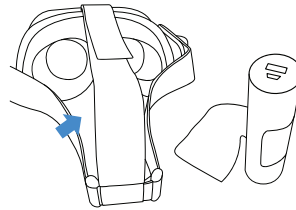
Page 1

How to Use

1. Open the Velcro Strap.

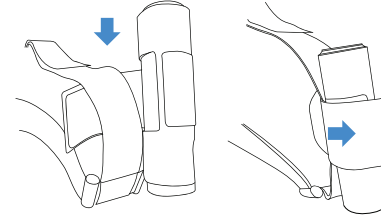


2. Ensure the connection port is facing downwards.

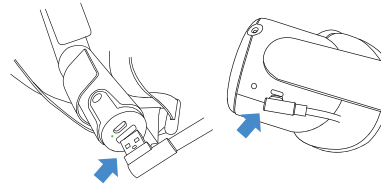


Page 2

3. Bind the Velcro through your Oculus strap, make sure it is tightly secured.



4. Connect your Quest 2 with the power bank using the USB Type-C cable.



5. Green light on the power bank indicates your device is charging.

Page 3

Specification

Capacity:	5000 mAh
Battery Type:	21700 Lithium Battery
Input/Output:	5 V/2.1 A
Charging Cable Length:	11.8 inches

Disclaimer

Our battery life tests were conducted with a brand new factory Oculus Quest 2 on a continuous gameplay mode. You may experience different battery life results depending on the type and condition of your Oculus Quest 2 device.

Support & Troubleshooting:



W
WASSERSTEIN

For more information, please visit:
www.wasserstein-home.com
or contact us at:
contact@wasserstein-home.com
Made in China