ALTEC LANSING

JUST LISTEN.

HydraJolt Everythingproof™ Wireless Speaker

IMW1200

QUICK START GUIDE

In the Box

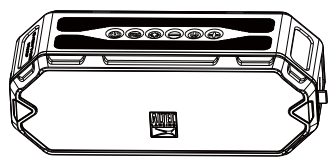

IMW1200 HydraJolt Everythingproof™ Wireless Speaker

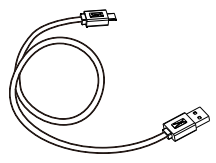

USB-C Charging Cable

Carabiner

A Closer Look

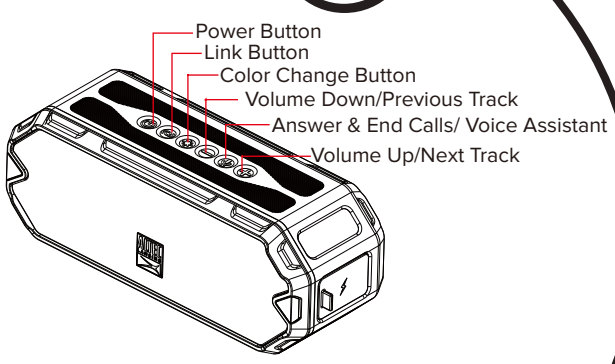

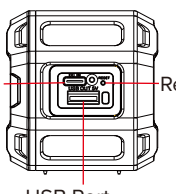

Charging

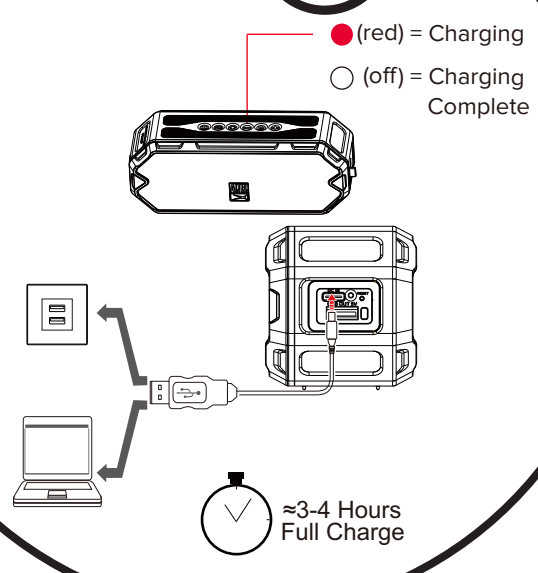

Powering On/ Bluetooth Pairing

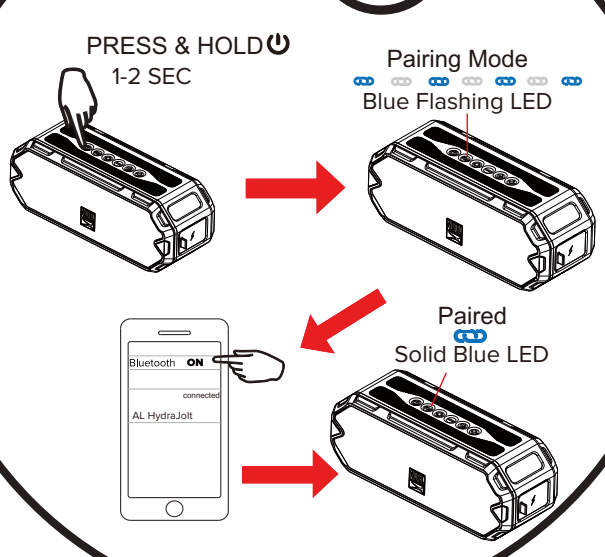

Speaker Controls

PRESS	PRESS & HOLD (2 sec)
+ Volume Up	⏻ ON/OFF
- Volume Down	+ Next Track
⏻ Play/Pause	- Previous Track
Answer & End Call	Reject Incoming Call

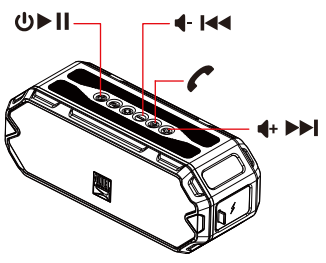

True Wireless Pairing

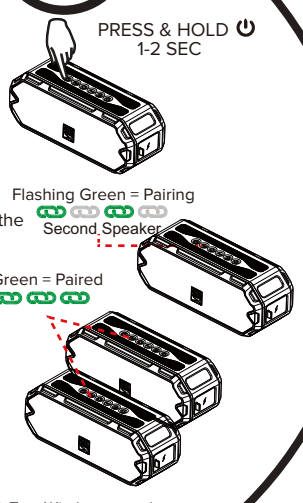

Turn on the first speaker and connect It with a Bluetooth compatible device.

Turn on the second speaker and press the button.

Press and hold the button for 2-3 seconds on the first speaker.
The Link Buttons will illuminate green indicating the speakers have paired together.

With the speakers connected, True Wireless uses the speaker as a left and right channel to create a cinematic experience.
* Disconnect TWS function: power off the unit *

Just Ask / Reset

Press

To activate JUST ASK (Siri or Google Assistant)

Reset- Press & Hold

Disconnect Bluetooth: Press and hold for five seconds and the speaker will beep
Reset All connections: Press and hold for ten seconds and the speaker will power off



Overall battery performance varies dependent upon use setting, and environmental conditions. For further information, please visit www.alteclansing.com

Light Change Mode

To toggle between the different light modes:

1. Multicolor slow transition
2. Single color pulse to music
3. Multi color pulse to music
4. Single color slow fade
5. Single color
6. Multicolor cycle changed
7. Multicolor fast changed with background color
8. Multicolor slow fade
9. Four color slow fade
10. Four color rotation with pulse to music
11. Four color rotation
12. Off

Press & Hold the button for 1-2 sec to change the Strobe light modes.
* off → Pulse to music → Blink → off *

FOLLOW US ON

#myalteclansing

Changes or modifications not expressly approved by the party responsible for compliance could void the user's authority to operate the equipment. This device complies with Part 15 of the FCC Rules. Operation is subject to the following two conditions: (1) this device may not cause harmful interference, and (2) this device must accept any interference received, including interference that may cause undesired operation.

This equipment has been tested and found to comply with the limits for a Class B digital device, pursuant to Part 15 of the FCC Rules. These limits are designed to provide reasonable protection against harmful interference in a residential installation. This equipment generates, uses and can radiate radio frequency energy and, if not installed and used in accordance with the instructions, may cause harmful interference to radio communications. However, there is no guarantee that interference will not occur in a particular installation.

If this equipment does cause harmful interference to radio or television reception, which can be determined by turning the equipment off and on, the user is encouraged to try to correct the interference by one or more of the following measures:

-- Reorient or relocate the receiving antenna.
-- Increase the separation between the equipment and receiver.
-- Connect the equipment into an outlet on a circuit different from that to which the receiver is connected.
– Consult the dealer or an experienced radio/TV technician for help.

Sakar International Inc.
195 Carter Drive
Edison, New Jersey 08817, USA
855-292-4087
www.alteclansing.com