



Seville table 96.5cm

Product Size:
L965XW965XH710mm



EAN: 5057008679580

Before you start


IMPORTANT, RETAIN FOR FUTURE REFERENCE: READ CAREFULLY.

When you are ready to start, make sure that you have the right tools, plenty of space and a clean, dry area for assembly.

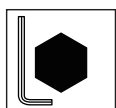
Unwrap all packaging materials and place the components on top of the carton box or on a clean floor to prevent it from scratching.

Check the pack and make sure you have all the parts listed.

Tools required.



supplied



6 Hex Key
supplied

Ensure that this product is fully assembled as illustrated before use.

Number of people required to assemble

Two people to assemble the product and lift it into position.

Approximate time to assemble



10 minutes



Tradesman's tips

Hi! Look out for me throughout this manual. Wherever you see my picture I will have a handy tip to help you with the assembly of your product.

My first tip is: Before you start get a cup of tea, sit down and read through these instructions carefully. After unpacking the product open out the carton and lay it on the floor to protect your new product and the floor during assembly.

Warnings

This product contains toughened glass.
Handle with care.

For safety toughened glass is designed to shatter into tiny pieces if damaged. This can sometimes occur unexpectedly.

This product is intended for a maximum weight of 50 kg.
Do not exceed this weight.

If a glass component is chipped or broken, stop using the product and consult our customer service team or supplier. This product complies with BS 12150-1:2015 Clause 8, fragmentation test.

During bad weather and winter months the product should be stored in a cool dry place.

We recommend the use of furniture covers to protect your product when not in use.

When using a parasol with this table, only remove the centre section of the plastic insert, please ensure the outer ring remains permanently in place.

Always use a parasol base to secure your parasol.

This product is for domestic use only.

✓ Do's

It is recommended that two person are required to assemble this product.

This product should only be used on firm, level ground.

Make sure the legs remain in contact with the ground.

Keep small parts out of reach of children.

Check all screws or bolts are tightened and inspect regularly.

To clean wipe with a sponge and warm soapy water then wipe with a dry, clean cloth. Do not use solvent based cleaners or detergents as they can bleach or damage the product.

Store the product in a cool dry place. Before storage ensure that it is clean and dry.

To clean metal frame, use a soft cloth moistened in lukewarm soap and water. Then buff with a dry clean cloth. The frames are manufactured using the powder coated steel tubing. When steel is exposed to air and moisture it will rust. Any scratches on the paintwork should be touched up immediately with metal paint, otherwise corrosion may occur.

✗ Don't's

Do not use power tools to construct this product.

Do not sit or stand on the product.

Do not tighten screws until fully assembled.

Do not overtighten screws or bolts.

Do not use this product if parts are missing, damaged or worn.

Do not place very hot or very cold items on the glass surface(s) unless adequately thick table mats are used to prevent such items coming into contact with the glass.

Do not sit or stand upon the glass surface.

Do not use the glass as a chopping surface. Do not strike the glass with hard or pointed items.

Never use a pressure hose or washer to clean the product.

Never use scourers, abrasives or chemical cleaners.

Further help

Our Promise

We are Happy to refund or replace any Tesco product which falls below the standard you expect. Just ask any member of staff. This will not affect your statutory rights.

Faulty product

If you have a fault with your product please contact our customer service team on **0800 50 55 55**

The Furniture Ombudsman



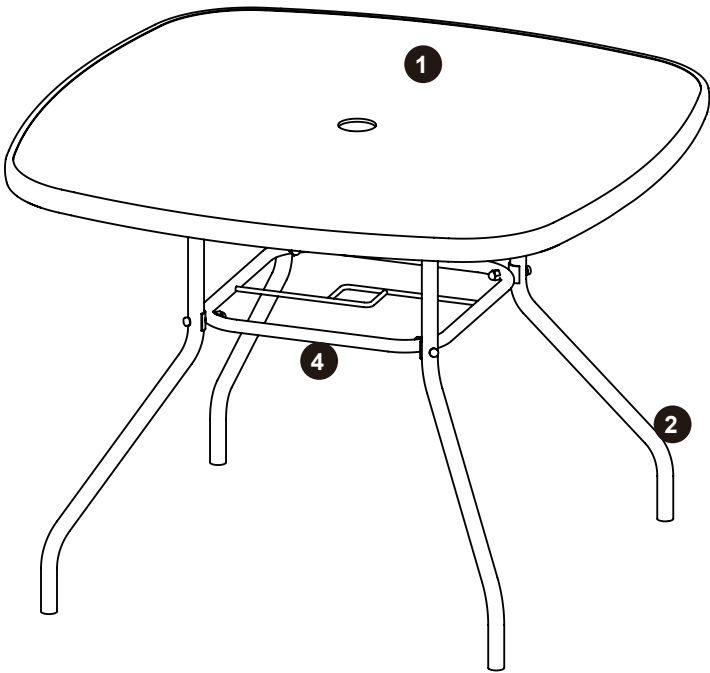
As part of our commitment to maintaining high standards and responsible furniture retailing, Tesco is a Full Member of The Furniture Ombudsman. This means that if you're not entirely satisfied with your purchase - and we haven't managed to resolve the problem - you can contact them to look into it for you. By signing up to The Furniture Ombudsman Code of Practice we promise to follow their decisions - ensuring that you get a fair deal. This means that you can buy in complete confidence when selecting your furniture from Tesco.

You should first discuss your complaint with our Customer Service team on **0800 50 55 55** so that we can try to solve any issues. After that, if you're still not happy you can contact The Furniture Ombudsman at www.thefurnitureombudsman.org

You can write to us at

Tesco Stores Ltd.,
Welwyn Garden City AL7 1GA, U.K.
Freephone 0800 50 55 55,
& Tesco Ireland Ltd.,
Gresham House, Marine Road,
Dun Laoghaire, Co. Dublin.
Freephone 1800 248 123,
Mon-Sat, 9am-6pm © Tesco 2019. SC527334

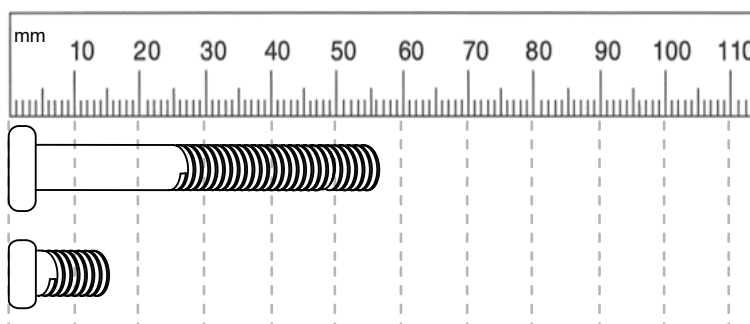
Getting To Know Your Product



Ref	Dimensions(mm)	Image	Qty
1	L965 x W965		1
2	Dia 25		4
3	Dia 19 x L1350		1
4	Dia 19 x L1350		1

Fixtures and Fittings supplied (actual size)

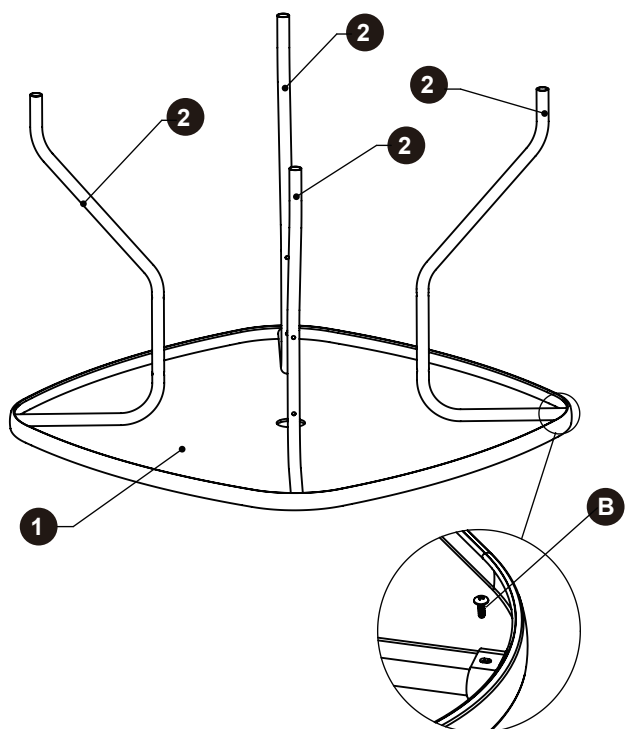
Ref	Dimensions(mm)	Qty
A	M6 x 55	8
B	M5 x 12	4



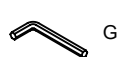
Fixtures and Fittings supplied (not actual size)

Ref	Dimensions(mm)	Image	Qty
C	N/A		8
D	M6 x Φ 12mm		16
E	M6 x Φ 11mm		8
F	N/A		8
G	N/A		1
H	N/A		1

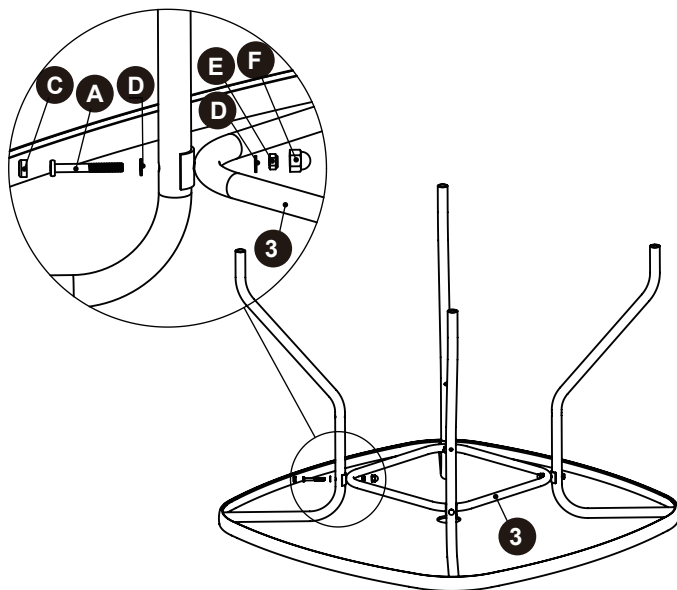
1



Bx4pcs
M5 x 12mm



2



Ax4pcs
M6 x 55mm

Cx4pcs

Dx8pcs

Ex4pcs

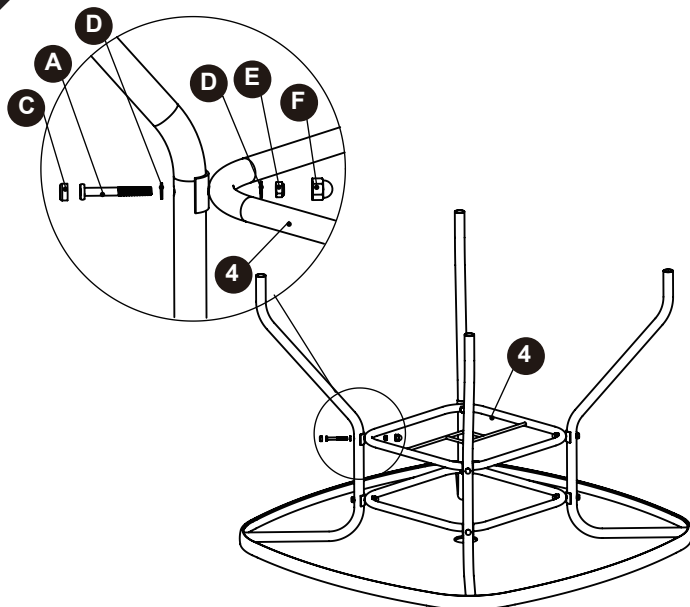
Fx4pcs

G

H

Do not tighten screws until table is fully assembled.

3



Ax4pcs
M6 x 55mm

Cx4pcs

Dx8pcs

Ex4pcs

Fx4pcs

G

H

Do not tighten screws until table is fully assembled.

4



To use an umbrella with this table, remove the plastic center plug and put the umbrella pole through the table top and center connector ring. Warning! do not remove the outer plastic ring from the hold.

