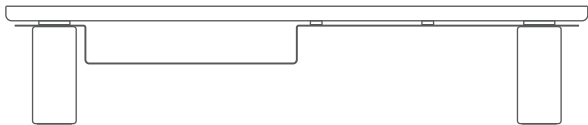


Plateau

Modular Desk Shelf



Specifications

Plateau Medium:

Dimensions: 23.6 x 9.4 x 4.8 inch (60 x 24 x 12 cm)

Weight: 5.9 lbs (2.7 kg)

Capacity: 55 lbs (25 kg)

Plateau Large:

Dimensions: 39.4 x 9.4 x 4.8 inch (100 x 24 x 12 cm)

Weight: 9 lbs (4.1 kg)

Capacity: 55 lbs (25 kg)

Material: Veneer plywood, Aluminum,
Feet made of Walnut Wood

Parts Included

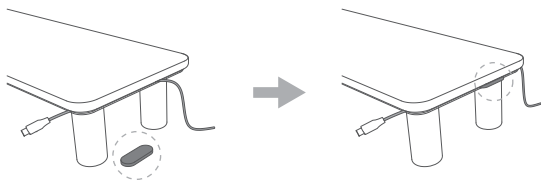
Plateau Medium:



Plateau Large:



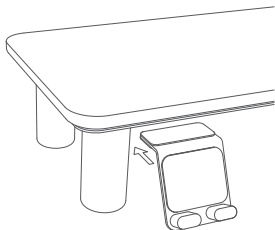
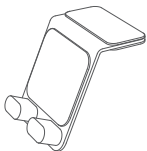
Each Plateau comes with 2 Cable blocks



The Cable block is designed to prevent cables from slipping out of the layer gap, providing a secure cable management solution.

Accessories

Phone Stand



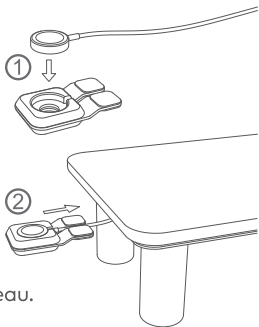
Position your smartphone at an optimized angle to make video calls and have everything in perfect sight.

Apple Watch Charger Holder



1. Insert the original Apple Watch Magnetic Charger into the cutout of the holder.

2. Insert the holder, along with the charging cable, into the gap of Plateau.

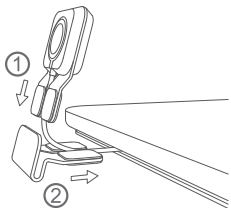


Apple Watch Charger Holder Stand



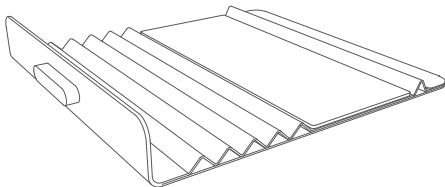
Enables Apple Watch charging in Nightstand mode.

1. Insert the holder with the charger attached into the holder stand as shown in the picture.
2. Insert the assembled holder stand into the gap of Plateau.



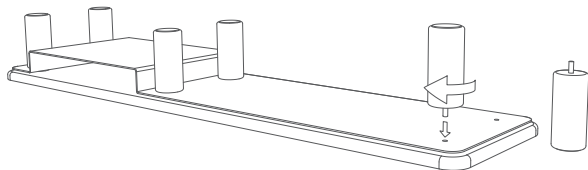
Storage Tray

|



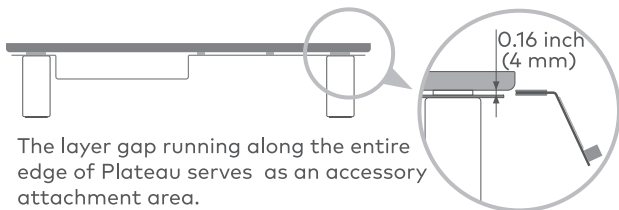
Storage space for all of your important work essentials.

Assembly Instructions



Tighten the wooden legs with bolt clockwise into the shelf.

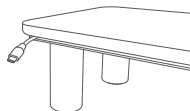
Features



The layer gap running along the entire edge of Plateau serves as an accessory attachment area.

Currently, we offer accessories designed for smartphone and Apple Watch charging. We will continue to design new accessories for Plateau.

The double layer can also function as a cable holder.



beflo

www.gobeflo.com