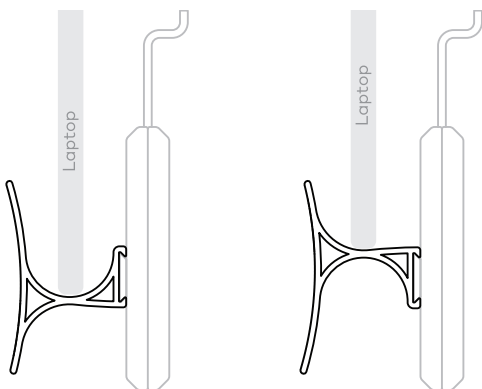


Syncline

Integrated laptop holder for Tenon workspace.

Want to create different heights? Try different sides of Syncline!




NOTICE

Avoid contact between the sides of any laptop or tablet and the desktop surface as this may damage the desk.

Use the Argil cable holder to indicate the location of the laptop holder in order to ensure the laptop will be positioned properly. Either on the right or left side of the desk (see illustration). Argil can also keep the USB C in reach for your laptop.

Nonet Inc assumes no liability for, and provides no guarantee against, damage and operational defects that may arise due to failure to comply with the instructions in the user manual.



www.gobeflo.com

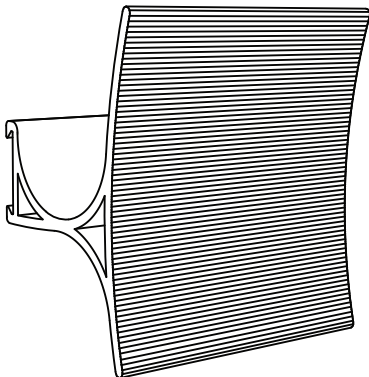
© Copyright 2022 Nonet Inc. or its subsidiaries. All rights reserved.

Specification

Dimensions: 39 x 35.4 x 23.6 in
(99 x 90 x 60 mm)

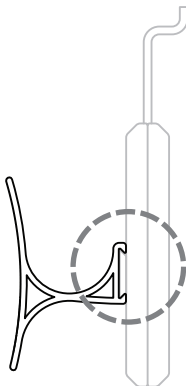
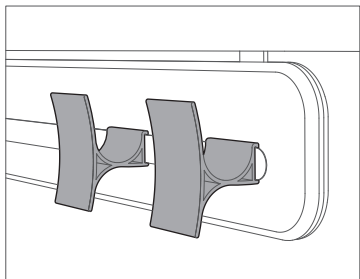
Weight : 3.7 oz (110 g)

Max Load : 15 lb (7 kg)

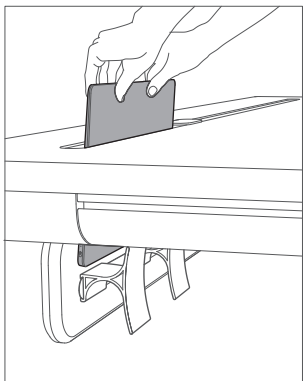


Instruction

1. Slide Syncline into the rail of Granite, with the same side up.



2. Place your laptop.



3. Congratulation! All set.

