


FN Key combination Function list

WIN:				MAC:				WIN/MAC:	
FN+ESC	Reset	FN+E7	Pause playback	FN+ESC	Reset	FN+E7	F7	FN+1	Bluetooth 1
FN+F1	Multimedia	FN+F8	CD Stop	FN+F1	F1	FN+F8	F8	FN+2	Bluetooth 2
FN+F2	Volume ↓	FN+F9	Email	FN+F2	F2	FN+F9	F9	FN+3	Bluetooth 3
FN+F3	Volume ↑	FN+E10	IE	FN+F3	F3	FN+E10	F10	FN+4	2.4G mode
FN+F4	Volume mute	FN+F11	My Computer	FN+F4	F4	FN+F11	F11	FN+5	Wiredmode
FN+F5	Last song	FN+F12	Calculator	FN+F5	F4	FN+F12	F12	FN+ENTER	Switch backlight
FN+F6	Next song			FN+F6	F6			FN+,	Light mode switch
								FN+<	Monochrome light switch
								FN+↑	Backlight brightness ↑
								FN+↓	Backlight brightness ↓
								FN+←	Backlight speed reduction
								FN+→	Backlight speed plus
								FN+Y	Partsc
								FN+U	Scrlk
								EN+H	Pause
								FN+J	Ins
								FN+N	Home
								FN+M	End

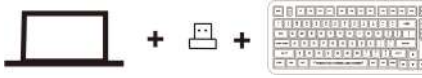


Keyboard connection


Bluetooth mode: Press and hold the FN+1/2/3 key combination for 3S to make the keyboard enter pairing mode, the 1/2/3 indicator flashes quickly, and the 1/2/3 indicator stays on for 3S after connecting to the device, if not connected device, lights off, keyboard goes to sleep.



2.4G Mode: Press and hold the FN+4 key combination for 3S to make the keyboard enter 2.4G mode, the indicator light flashes quickly, insert the 2.4G dongle, exit the pairing after successful pairing, and exit the pairing mode after 30s if the paired device is not found, the indicator light is off, the keyboard go to sleep.



Wired mode: Press and hold the FN+5 key combination for 3S to make the keyboard enter wired mode.




GAMAKAY

Model: GK75

Keyboard lighting settings



- ◆ FN+, : Keyboard lighting mode change.
- ◆ FN+< : Monochrome light switch
- ◆ FN+Enter: Switch backlight
- ◆ FN+↑ : Backlight brightness ↑
- ◆ FN+↓ : Backlight brightness ↓
- ◆ FN+← : Backlight speed reduction
- ◆ FN+→ : Backlight speed plus