

120*140mm



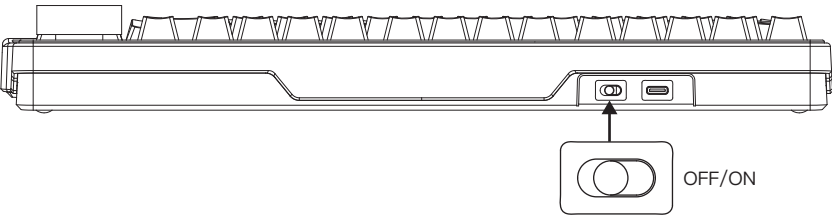
MODEL: LK75

Key combination function

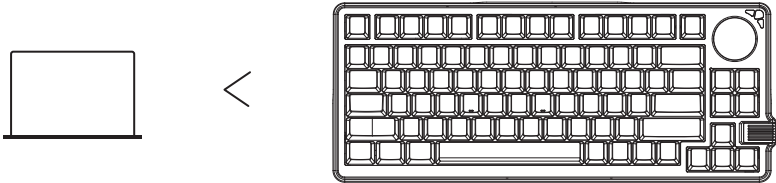
	WIN	MAC
FN+ESC	Reset function	Reset function
Fn+F1	multimedia	F1
Fn+F2	Volume down	F2
Fn+F3	Volume up	F3
Fn+F4	mute	F4
Fn+F5	Previous song	F5
Fn+F6	Next song	F6
Fn+F7	Pause playback	F7
Fn+F8	CD Stop	F8
Fn+F9	Email	F9
Fn+F10	IE	F10
Fn+F11	MyComputer	F11
Fn+F12	Calculator	F12
Fn+U	SCRLK	SCRLK
Fn+H	PAUSE	PAUSE
Fn+J	INS	INS
Fn+Y	PARTSC	PARTSC
Fn+L_Win	LOCK WIN	\
FN+Z	Layer 1	Layer 1
FN+X	Layer 2	Layer 2
FN+C	Layer 3	Layer 3
FN+Space bar	Battery power query (battery power supply is valid in wireless mode)	
Pressing the Fn+BackSpace key will light up the numbers key 1 to 0, which represent battery level from 10% to 100%. (e.g.: 1 lit up, indicating 10% battery, 1 and 2 lit up, indicating 20% battery.)		

Connection Mode Combination key and connection method

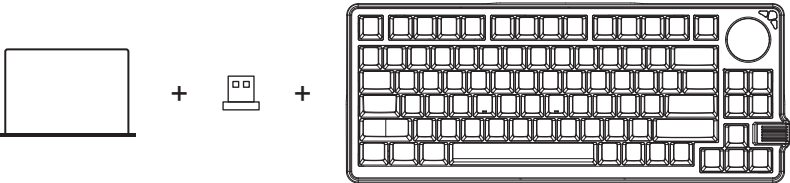
	WIN	MAC
Fn+1	Bluetooth 1	Bluetooth 1
Fn+2	Bluetooth 2	Bluetooth 2
Fn+3	Bluetooth 3	Bluetooth 3
Fn+4	2.4G mode	2.4G mode
Fn+5	Wired mode	Wired mode



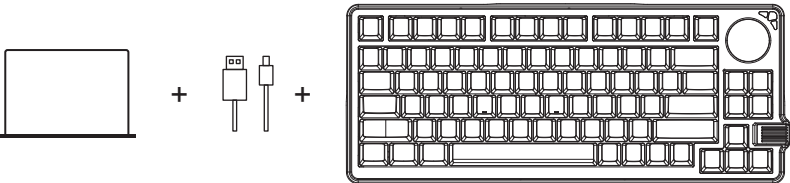
Bluetooth Mode:
1. The switch is activated to the right and is in the On state
2. Press and hold the FN+1/2/3 key combination for 3S to put the keyboard into pairing mode, 1/2/3 indicator flashes rapidly, 1/2/3 indicator stays on for 3S after connecting the device.
3. If no device is connected, the indicator goes off and the keyboard goes into hibernation.



2.4G Mode:
1. Switch to the right to activate the ON state, press and hold the FN + 4 key combination 3S, so that the keyboard into the 2.4G mode.
2. The indicator light flashes rapidly, insert the 2.4G dongle, and exit pairing after successful pairing,
3. Exit pairing mode after 30 seconds, if no paired device is found, the indicator light goes off and the keyboard enters hibernation.



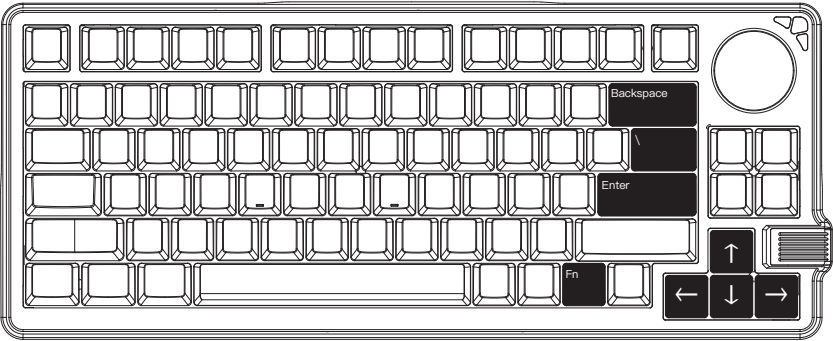
Wired Mode:
Switch to the left to activate the Off state, plug in the USB-C cable, press and hold the FN+5 key combination 3S to put the keyboard into wired mode.



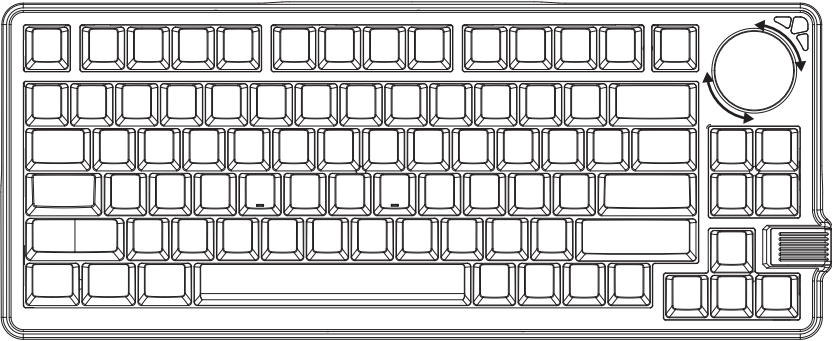
Warning: If you are changing the keyboard mode to wireless under the wired mode and then, when you press FN+123/4, the keyboard battery will show at 1%. Don't worry, this problem only happens if you the cable plug in the keyboard, and the battery life is normal.
Notes: Bluetooth mode and 2.4G mode will have three states when entering: Searching, Pairing, Connected

Keyboard lighting setting

	WIN	MAC
FN+\	Light mode switch	Light mode switch
FN+Backspace	Monochrome light switch	Monochrome light switch
FN+Enter	Turn on/off the backlight	Turn on/off the backlight
FN+ ↑	Backlight brightness ↑	Backlight brightness ↑
FN+ ↓	Backlight brightness ↓	Backlight brightness ↓
FN+←	Backlight speed –	Backlight speed –
FN+→	Backlight speed +	Backlight speed +



Knob screen Settings



Knob Default Function: Volume+ / Volume– / Play / Stop
FN + Press the knob screen: Enter the screen control mode.
Screen Function:
1. Keyboard connection mode (Wired, Bluetooth, 2.4G) (Figure 1)
Notes: Bluetooth mode and 2.4G mode will have three states when entering: Searching, Pairing, Connected
2. Keyboard light control (Mode, Speed, Brightness) (Figure 2)
3. Screen brightness control (Figure 3)
4. Picture Settings

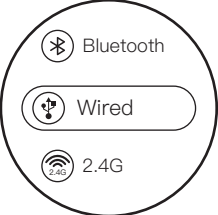


Figure 1



Figure 2



Figure 3