Aqara

Smart Lock B50

Product Introduction

The Aqara Smart Lock B50, Wi-Fi Smart Lock, provides a practical and convenient unlocking experience for users. This device only supports 2.4G Wi-Fi connection.

What's in the Box

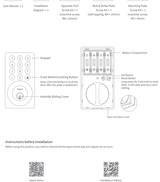



Instructions before Installation

Before using the product, you need to download the Aqara Home app and register an account.

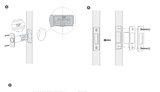

Sign up for Aqara account and add the device to the Aqara Home app. Check and confirm that the door installation manual is ready.

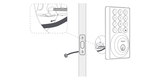

Or scan the following QR code to check the installation video.

For FAQs, visit: https://www.aqara.com/en/product/smart-lock-B50-fbg.

A first-standard Phillips head screwdriver is required for installation.

Tools necessary not for the door but not required during door holes drill, hole saws, Wood Working Chisel, Pencil, Tape Measure, Level

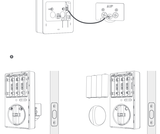

Device Installation & Apps Connection