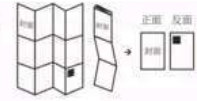


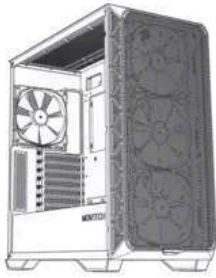
405 * 340mm/黑色雙面印

裁切線
折線

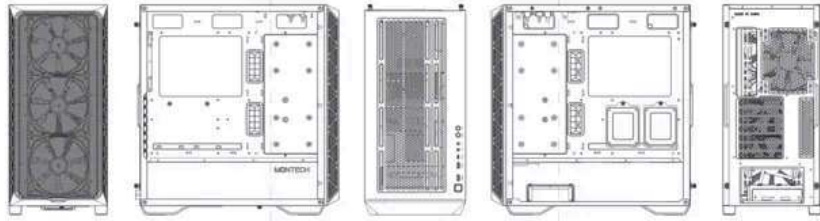
做法/折法



正面



AIR 903 MAX / BASE



SPECIFICATIONS

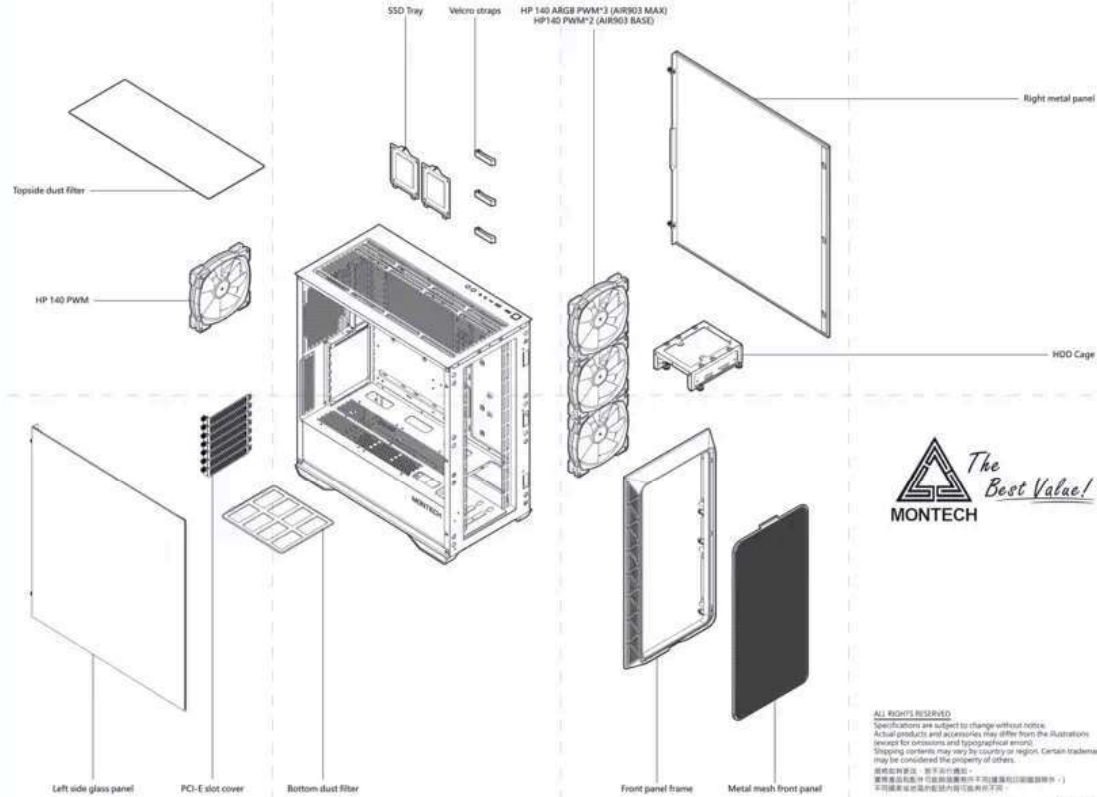
Product Name	AIR 903 MAX / AIR 903 BASE
Available Color	Black / White
Dimension (L*W*H)	419(230)483mm Case / 517(230)533mm Cabinet
Motherboard Support	E-ATX (SBI-EEB), ATX, Micro-ATX, Mini-ITX
PCIe Slots	7
Hard Disk Support	2.5"/3.5" SATA (Maximum) / 3.5" HDD*2
Front I/O	USB Type-C*1 / USB3.0*1 / MIC*1 / SP*1 / LED SW / RESET
GPU	400mm
CPU Cooler	180mm
PSU	240mm

Pre-installed Fans	Front: MAX: 140mm*1 (HP140 ARGB PWM); BASE: 140mm*2 (HP140 PWM); Rear: 140mm*1 (HP140 PWM)
Fan Hub	MAX: 1 to 6 ARGB & PWM Hub
Fan Support	Front: 140mm*1 / 120mm*2; Rear: 140mm*1 / 120mm*1; Top: 140mm*2 / 120mm*3; Above PSU: 120mm*2
Radiator Support	Front: 160 / 260 / 280 / 140 / 120mm; Top: 160 / 260 / 280 / 140 / 120mm
Dust Filters	Top, Bottom

ACCESSORY BAG

Motherboard Standoff (支持板)	27	Motherboard Standoff (For E-ATX)	3
Standardized SSD Bracket (標準化SSD支架)	10	Standard Socket Screws	11
HDD Bracket (硬碟機掛架)	4	Cable Tie (束線帶)	10
PCIe Shielding Plate	4		

EXPLODED VIEW



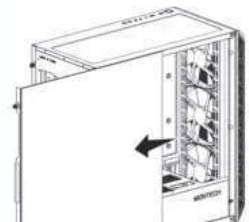
ALL RIGHTS RESERVED
Specifications are subject to change without notice.
Actual products and accessories may differ from the illustrations (except for omissions and typographical errors).
Shipping contents may vary by country or region. Certain trademarks may be considered the property of others.
版權所有，恕不另行通知。
實際產品與配件可能與圖示有所差異(除遺漏與印刷錯誤外)。
不同地區出貨內容可能有所差異。
MONTECH © 2022

Mans.io

反面

1 PANEL REMOVAL

Loosen the thumb screws on the back then pull out the glass panel.
鬆開後方的螺絲帽，拉出玻璃面板。



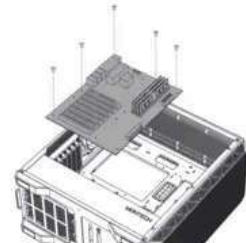
2 PANEL REMOVAL

Release the panel by placing your hand under it.
把手伸入圖示位置以釋放玻璃面板。



3 MOTHERBOARD INSTALLATION

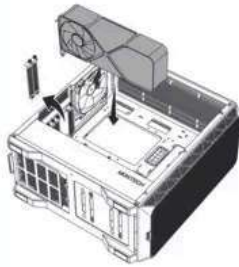
Support
E-ATX (SBI-EEB) / ATX / Micro-ATX / Mini-ITX
支援
E-ATX (SBI-EEB) / ATX / Micro-ATX / Mini-ITX



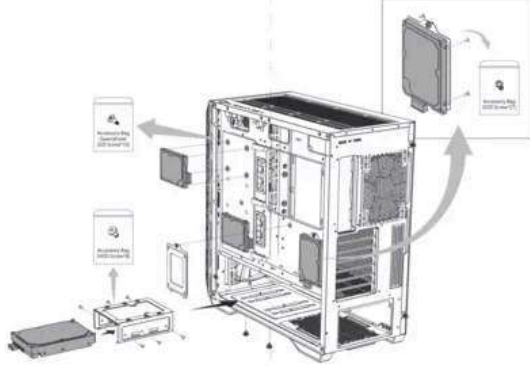


4 GPU INSTALLATION

- Support: 400mm
- *The new PCIe slot cover implements a reusable design.
- Size: 400mm
- 17.5mm厚GPU卡



5 INSTALLING 3.5" HDD & 2.5" SSD



6 PSU INSTALLATION

- Support: 240mm High-End Power Supply
- Size: 240mm厚

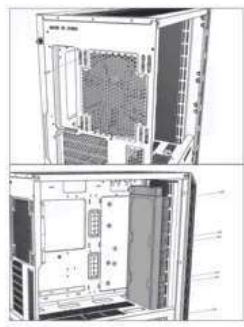


7 RADIATOR INSTALLATION

- Top: 120 / 140 / 240 / 280 / 360mm

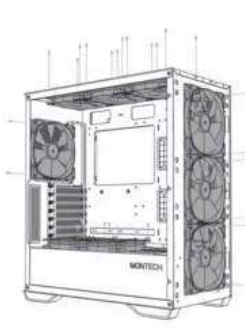


- Front: 120 / 140 / 240 / 280 / 360mm
- Rear: 120mm



8 FAN INSTALLATION

- Front: 120mm³ / 140mm³
- Rear: 120mm³ / 140mm¹
- Top: 120mm³ / 140mm²
- Above PSU: 120mm²



9 BUTTON AND I/O

- 1. Power button
- 2. USB 3.0
- 3. USB 3.0
- 4. Type-C
- 5. MIC
- 6. SPDIF
- 7. RESET
- 8. LED SW

