

尺寸：105x148mm

材质：100g书纸

工艺：双面四色印刷

Sablute

User Manual

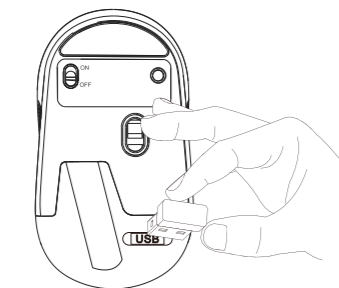
Wireless Keyboard Combo

After-Sales
Email: sabluteservice@outlook.com
Website URL: sablute.com

CK23

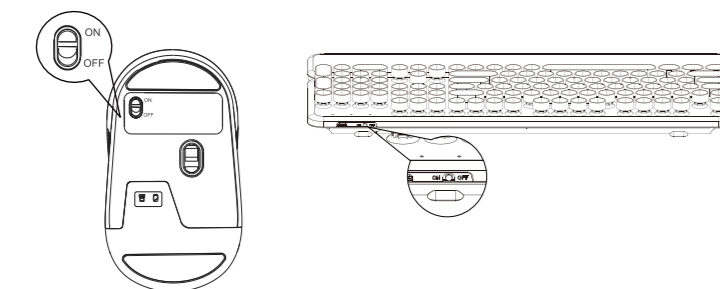
system support: win11/win10/win8/win7/mac/ios/
Android/windows xp...

Where is USB? -- Where is the USB receiver?



Remove the USB receiver **from the back of the mouse**. The keyboard and mouse share a single USB receiver. The adapter is inside the battery compartment.

How to set up?



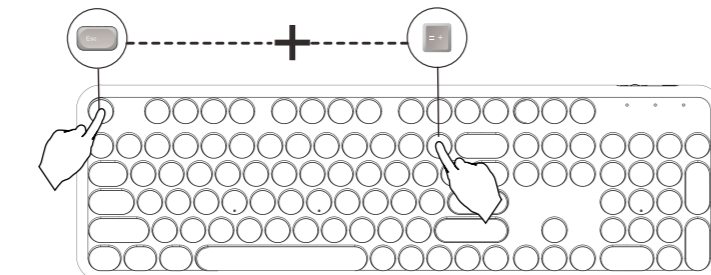
Step 1: Please put batteries into the keyboard and mouse (Batteries NOT included).

Step 2: Insert the USB receiver into your computer.

Step 3: Turn on the keyboard and mouse.

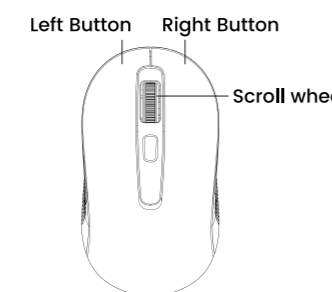
Note: The keyboard and mouse will automatically connect to your computer. No drivers are required.

What to do if the keyboard loses connection with USB?



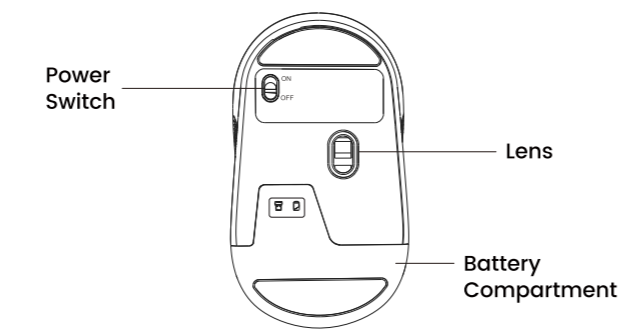
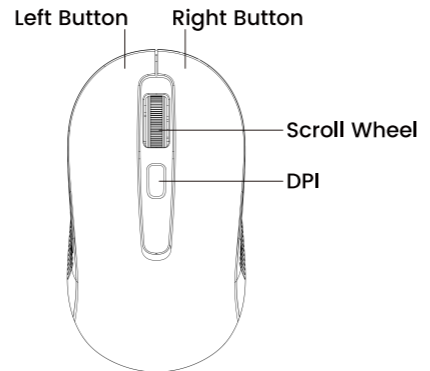
Pairing method: Pairing method: Long-press the "ESC" + "=" keys for three seconds until the red light stays on. Then, immediately plug in the receiver.

What to do if the mouse loses connection with USB?



Press and hold the **left, middle, and right buttons** of the mouse for 3-5 seconds, then plug the USB into the computer.

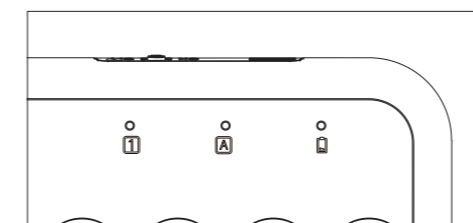
The Functions of a Mouse



Shortcut keys

FN Key + Function Key	WIN FN+Q	MAC FN+W
	Reduce Screen Brightness	Reduce Screen Brightness
	Increase Screen Brightness	Increase Screen Brightness
	Search	Search
	Task View	Mission Control
	Voice Assistant	Speech-to-Text
	Sleep	✗
	Copy	Copy
	Paste	Paste
	Cut	Cut
	Open Email	✗
	Open Music	✗
	Open Calculator	✗

Indicator light function



NUM LOCK: The indicator lights up green when Num Lock is on.

Caps LOCK: The indicator lights up green when Caps Lock is on.

Low - battery protection: The red light turns on when battery is low.

Product specifications and parameters

Keyboard:

Length:	434.9mm
Width:	200.23mm
Height:	37.33mm
Weight:	800±20g
Button switch life:	10 million times
Voltage:	3.0V
Power:	2 × AAA batteries (not included)

Mouse:

Length:	109.7mm
Width:	59.6mm
Height:	38.3mm
Weight:	60g
Voltage:	1.5V
Power:	1 × AA battery (not included)

FAQ

Q1: Why won't my keyboard or mouse connect to my computer?

A1: Make sure the USB receiver is plugged firmly into your computer's USB port. Insert new batteries into both the keyboard and mouse, and turn them on. If you're still having trouble, try re-pairing the devices. Refer to page 3 of this manual for step-by-step instructions.

Q2: Some keys on the keyboard aren't working or feel stuck. How can I fix this?

A2: Gently clean around the keys with a soft brush. If a key is still stuck or unresponsive, you can gently lift off the round keycap, wipe underneath with a dry cloth or cotton swab, and snap the keycap back into place.

Q3: The mouse is lagging or not responding smoothly. What should I do?

A3: This could be due to low batteries or interference from other wireless devices. Try replacing the batteries and using the mouse on a flat, non-reflective surface. Also, keep the receiver away from other electronics to improve the connection.

Q4: Do the keyboard and mouse need to be charged?

A4: No. Both the keyboard and mouse use replaceable batteries (not rechargeable). The keyboard requires 2 AAA batteries, and the mouse requires 1 AA battery (batteries not included).

Q5: How do I attach or remove the wrist rest?

Customer service



Buy on SABLUTE and enjoy:

- 30-Day Money-Back Guarantee
- 90-Day Free Replacement
- Hassle-Free Warranty (No need to return)
- Lifetime Customer Support

Contact us

For FAQs and more information, please visit our website.

Phone: 1-888-858-1618 (US)
Monday - Friday: 9:00 AM - 6:00 PM
(Lunch break: 1:00 - 2:00 PM)



sablute.com/pages/contact
sabluteservice@outlook.com

FCC Statement

This equipment has been tested and complies with the limits for Class B digital devices under Part 15 of the FCC rules. These rules are designed to provide reasonable protection against harmful interference in a residential environment.

The device emits radio frequency energy during use, and improper setup may cause interference with wireless communications. If interference is detected (you can test by turning the device off and on), please try the following:

1. Make sure the USB receiver is firmly plugged into your computer.
2. Place the keyboard, mouse, and USB receiver closer together, with no large objects blocking the signal.
3. Try connecting the USB receiver to a different USB port on your computer.
4. If the problem continues, consult a technician or your dealer for further assistance.

Changes or modifications not approved by the responsible party may void the user's authority to operate this equipment. Operation is subject to the following two conditions:

The device may not cause harmful interference.
The device must accept any interference received, including interference that may cause undesired operation.