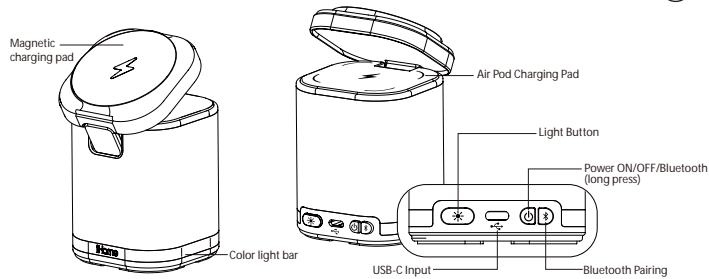



iHome

Model: iPBT50

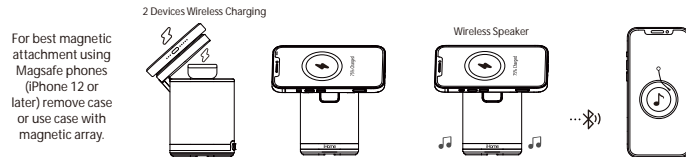
POWER TOWER Dual Charging Speaker



Charge your iPhone or mobile devices:



- Insert the USB-C cable into the USB-C port of the unit. Connect the other end to the 20W USB-C adaptor.
- When the iPBT50 is powered OFF, audible voice prompts for wireless charging are inactive and only the color light bar will flash three times. It will flash green to indicate charging has begun and red if charging is stopped or device removed from pad.



For best magnetic attachment using Magsafe phones (iPhone 12 or later) remove case or use case with magnetic array.

Note: When the iPBT50 is powered ON, audible voice prompts announce "charging" or "earbuds charging" when a device is placed on the related charging pad. And if charging stops or device is removed from the pad, the iPBT50 will announce "charging interrupted" or "earbud charging interrupted."

Power Button and Bluetooth connection operation

1. Turn on your Bluetooth device and make it discoverable by turning on Bluetooth mode.
2. Press and hold the Power Button on the iPBT50. The first time the unit is powered on, it will automatically enter Bluetooth pairing mode.
3. Select iHome iPBT50 on your device to connect BT, short press Bluetooth button to play or pause BT music.
4. To manually pair with new BT device, press and hold BT button for 3 seconds.
5. To reset Bluetooth pairing table by press and hold BT pairing button for 10 seconds.

Light Button ✨

- Long press the light button to cycle through the 4 light modes:
 (1) Slow fade (default) ➡ (2) Fast Change ➡ (3) Single color ➡ (4) 0
 - Short press changes brightness: Low/Med/Hi.
 - Remembers last used lighting mode
 - Note: Long press the light button to activate lights while unit/BT is powered on.

For questions and additional information, please visit:
support.ihomeaudio.com/support/

FCC ID: EMOIPBT50A
 IC: 986B-IPBT50A
 HVIN: IPBT50a

IMPORTANT SAFETY INSTRUCTIONS

- Please heed all warnings, read and follow all instructions and keep these instructions handy for future reference.
1. Do not use this product near water.
 2. Unplug unit and clean only with damp cloth. Stronger cleaning agents, such as Benzene, thinner or similar materials can damage the surface of the unit.
 3. Do not block any ventilation openings. Install in accordance with the manufacturer's instructions.
 4. Heat - This product should be situated away from heat sources such as radiators, heat registers, stoves or other appliances (including amplifiers) that produce heat.
 5. Only use attachments/accessories specified/supplied by the manufacturer.
 6. Unplug this product during lightning storms or when unused for long periods of time.
 7. Damage Requiring Service - This product should be serviced by qualified service personnel when:
 - Plug has been damaged.
 - Objects have fallen into or liquid has been spilled into the enclosure.
 - The unit has been exposed to rain. The unit has been dropped or the enclosure damaged.
 - The unit exhibits a marked change in performance or does not operate normally.
 8. No naked flame sources, such as lighted candles, should be placed on this product.
 9. Attention should be drawn to the environmental aspects of battery disposal. Many electronics retailers now recycle batteries and other electronic components at no charge. To find a drop-off location near you, visit www.call2recycle.com
 10. This product is suitable for use in tropical and/or moderate climates.

WARNING:

- To reduce the risk of fire or electric shock, do not expose this product to rain or moisture.
- The mains plug of power adaptor is used as the disconnect device, it shall remain readily operable.

FCC Information

This equipment complies with FCC RF radiation exposure limits set forth for an uncontrolled environment. This device complies with Part 15 of the FCC Rules, operation is subject to the following two conditions: (1) This device may not cause harmful interference, and (2) this device must accept any interference received, including interference that may cause undesired operation.

- Warning: Changes or modifications to this unit not expressly approved by the party responsible for compliance could void the user's authority to operate the equipment.
- NOTE: This equipment has been tested and found to comply with the limits for a Class B digital device, pursuant to Part 15 of the FCC Rules.

These limits are designed to provide reasonable protection against harmful interference in a residential installation. This equipment generates, uses and can radiate radio frequency energy and, if not installed and used in accordance with the instructions, may cause harmful interference to radio communications. However, there is no guarantee that interference will not occur in a particular installation. If this equipment does cause harmful interference to radio or television reception, which can be determined by turning the equipment off and on, the user is encouraged to try to correct the interference by one or more of the following measures:

- Reorient or relocate the receiving antenna.
- Increase the separation between the equipment and receiver.
- Connect the equipment into an outlet on a circuit different from that to which the receiver is connected.
- Consult the dealer or an experienced radio/TV technician for help.

This equipment should be installed and operated with minimum distance 20cm (8 inches) between the radiator & your body.

ISED Information

This equipment complies with IC RSS-102 radiation exposure limits set forth for an uncontrolled environment. This device contains licence-exempt transmitter(s)/receiver(s) that comply with Innovation, Science and Economic Development Canada's licence-exempt RSS(s). Operation is subject to the following two conditions:

- (1) This device may not cause interference.
- (2) This device must accept any interference, including interference that may cause undesired operation of the device.

The device complies with ISED RF exposure requirement, users can obtain Canadian information on RF exposure and compliance. This equipment should be installed and operated with a minimum distance of 20 cm between the radiator and your body.

Any Changes or modifications not expressly approved by the party responsible for compliance could void the user's authority to operate the equipment.
 Cet équipement est conforme aux limites d'exposition aux radiations IC CNR-102 établies pour un environnement non contrôlé.

L'émetteur/récepteur exempt de licence contenu dans le présent appareil est conforme aux CNR d'Innovation, Sciences et Développement économique Canada applicables aux appareils radio exempts de licence. L'exploitation est autorisée aux deux conditions suivantes:

- (1) L'appareil ne doit pas produire de brouillage;
- (2) L'appareil doit accepter tout brouillage radioélectrique subi, même si le brouillage est susceptible d'en compromettre le fonctionnement.

L'appareil est conforme aux exigences d'exposition RF ISED, les utilisateurs peuvent obtenir des informations canadiennes sur l'exposition aux RF et la conformité.
 Cet équipement doit être installé et utilisé avec une distance minimale de 20 cm entre le radiateur et votre corps. Tout changement ou modification non expressément approuvé par la partie responsable de la conformité peut annuler l'autorité de l'utilisateur à utiliser l'équipement.
 CAN ICES-3 (B) / NMB-3(B), CAN RSS-216 / CNR-216

